


# Service Manual

AV Control Stereo Receiver

Receiver

SA-GX370

Simplified




Colour

(K)... Black Type

## Area

Suffix for Model No.	Area	Colour
(E)	Europe.	(K)
(EB)	Great Britain.	
(EG)	Germany and Italy.	



\* Manufactured under license from Dolby Laboratories Licensing Corporation. Additionally licensed under one or more of the following patents: U.S. numbers 3,632,886, 3,746,792 and 3,959,590; Canada numbers 1,004,603 and 1,037,877.

"Dolby" and the double-D symbol are trademarks of Dolby Laboratories Licensing Corporation.

Please file and use this manual together with the service manual for Model No. SA-GX470, Order No. AD9406151C8.

**Note:** • This simplified service manual is provided to indicate the main differences between the original model No. SA-GX470 (E) and the subsequent model No. SA-GX370 (E, EB, EG).

## CHANGES

### SPECIFICATIONS

## SA-GX470 (E)

## ■ AMPLIFIER SECTION

Power output (at 240 V)	
DIN 1 kHz (T.H.D. 1%)	2 × 80 W (4 Ω)
20 Hz–20 kHz continuous power output both channels driven	2 × 50 W (8 Ω)
Power output at the Dolby Pro Logic operation	
DIN 1 kHz (T.H.D. 1%)	
Front	2 × 50 W (4 Ω)
Center	50 W (4 Ω)
Rear	25 W (4 Ω)

## SA-GX370 (E, EB, EG)

## ■ AMPLIFIER SECTION

Power output (at 240 V)	
DIN 1 kHz (T.H.D. 1%)	2 × 50 W (4 Ω)
20 Hz–20 kHz continuous power output both channels driven	2 × 30 W (8 Ω)
Power output at the Dolby Pro Logic operation	
DIN 1 kHz (T.H.D. 1%)	
Front	2 × 40 W (4 Ω)
Center	40 W (4 Ω)
Rear	20 W (4 Ω)

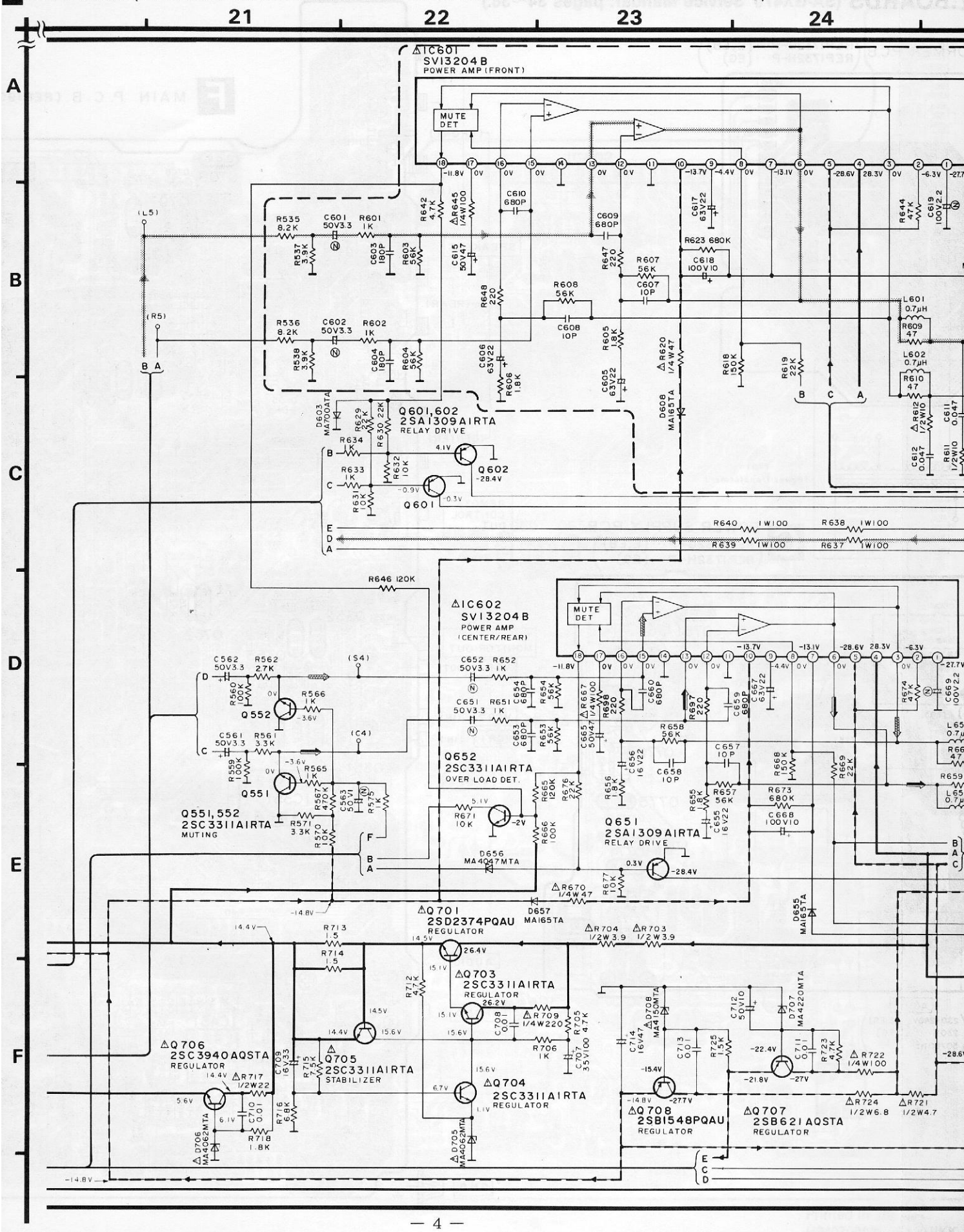
# Technics®



# SCHEMATIC DIAGRAM (SA-GX470 Service Manual: pages 28~31.)

Notes: • For schematic diagram not  
• This schematic diagram m

MAIN CIRCUIT (VIDEO AMP/PHONO EQ AMP/DOLBY PRO LOGIC/BUFFER AMP/REGULATOR/POWER AMP)





agram not specified in this Service Manual, refer to SA-GX470 (E) Order No. AD9406151C8.  
Diagram may be modified at any time with the development of new technology.

