

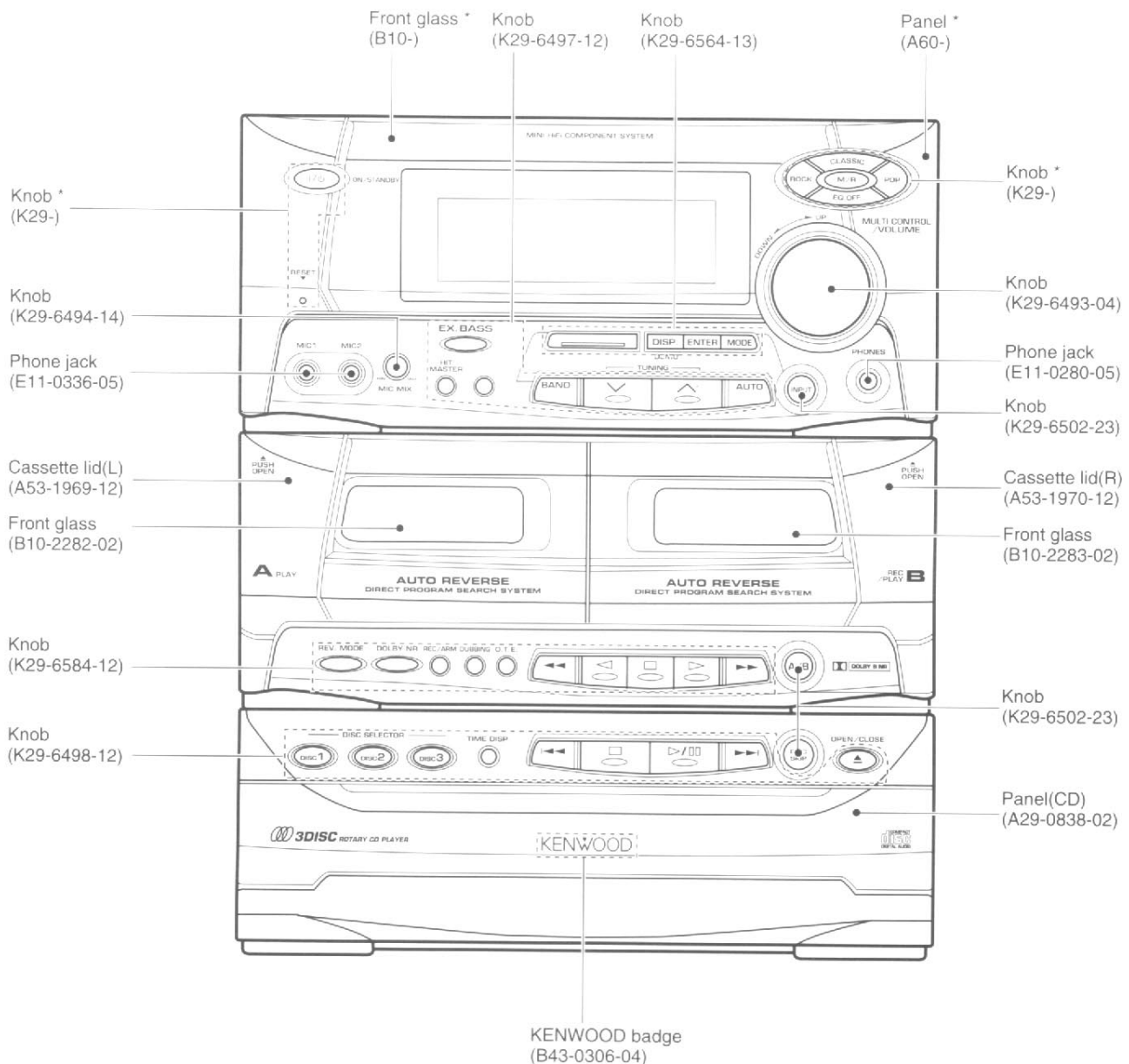
RXD-500/700

SERVICE MANUAL

(XD-500/700)

KENWOOD

© 1997-3/B51-5300-00 (K/K) 4185



* Refer to parts list on page 56.

In compliance with Federal Regulations, following are reproductions of labels on, or inside the product relating to laser product safety.

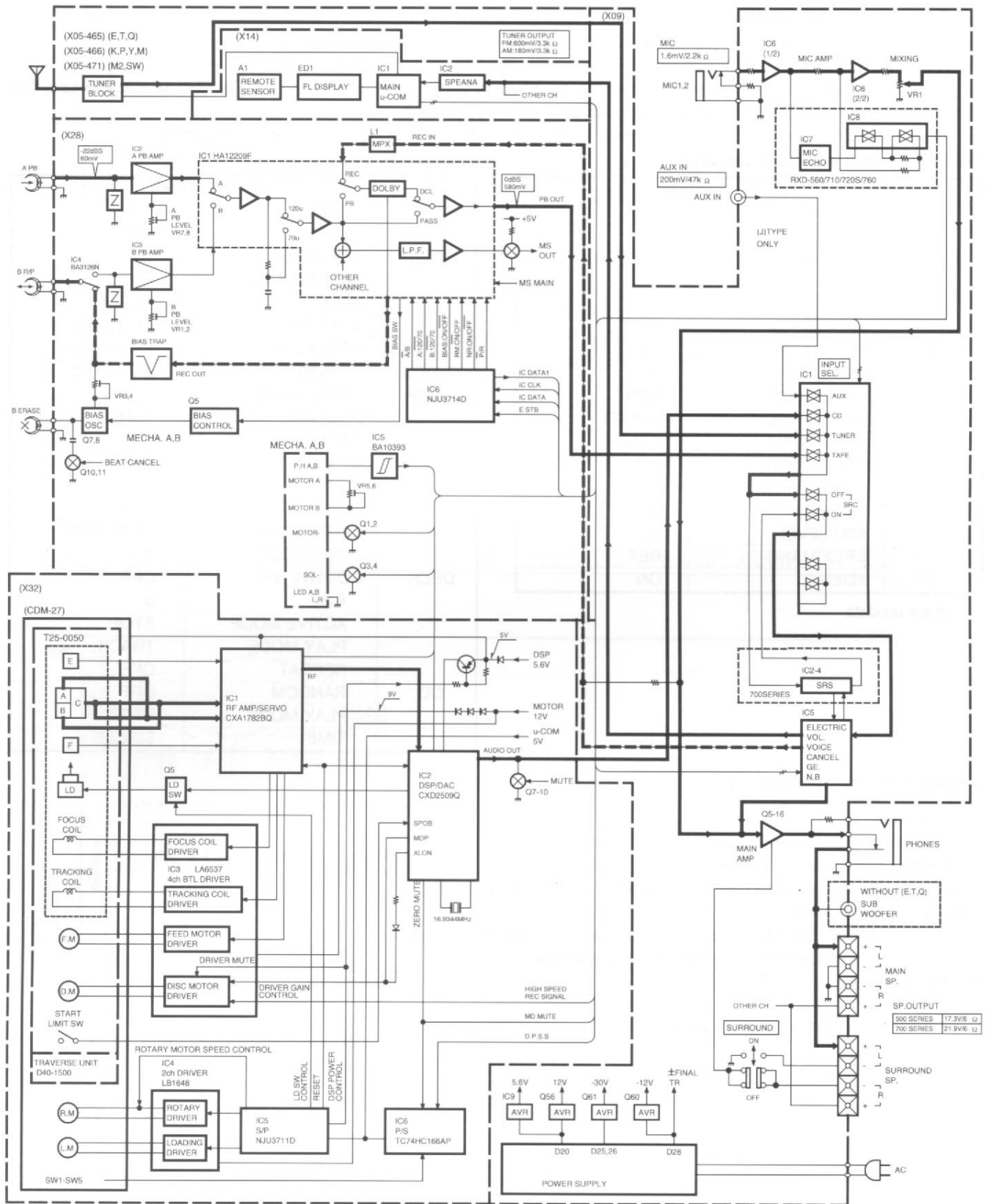
Refer to page 2 if you want to know system configuration.

KENWOOD-Corp. certifies this equipment conforms to DHHS Regulations No. 21 CFR 1040. 10, Chapter 1, Subchapter J.

DANGER : Laser radiation when open and interlock defeated. AVOID DIRECT EXPOSURE TO BEAM.

RXD-500/700

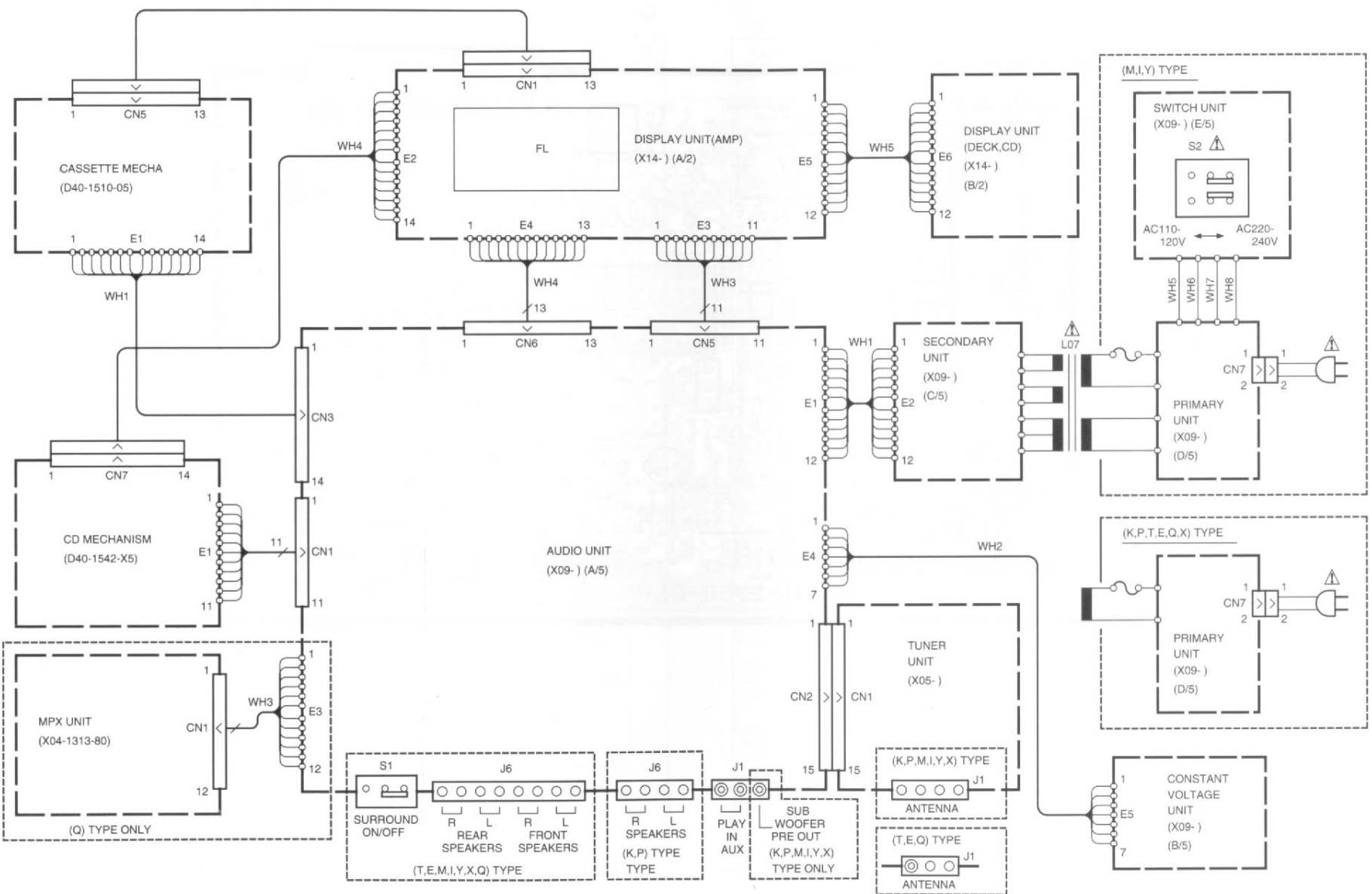
BLOCK DIAGRAM



RXD-500/700

RXD-500/700

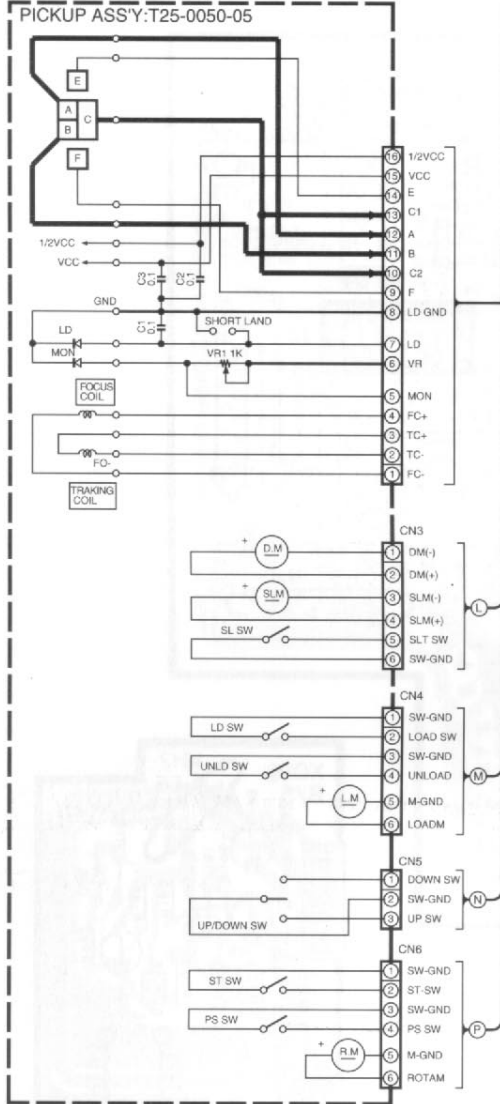
WIRING DIAGRAM



CD CHANGER MECHA.: CDM-27
(D40-1543-X5)

PICKUP ASS'Y: T25-0050-05

(X32-3270-20)

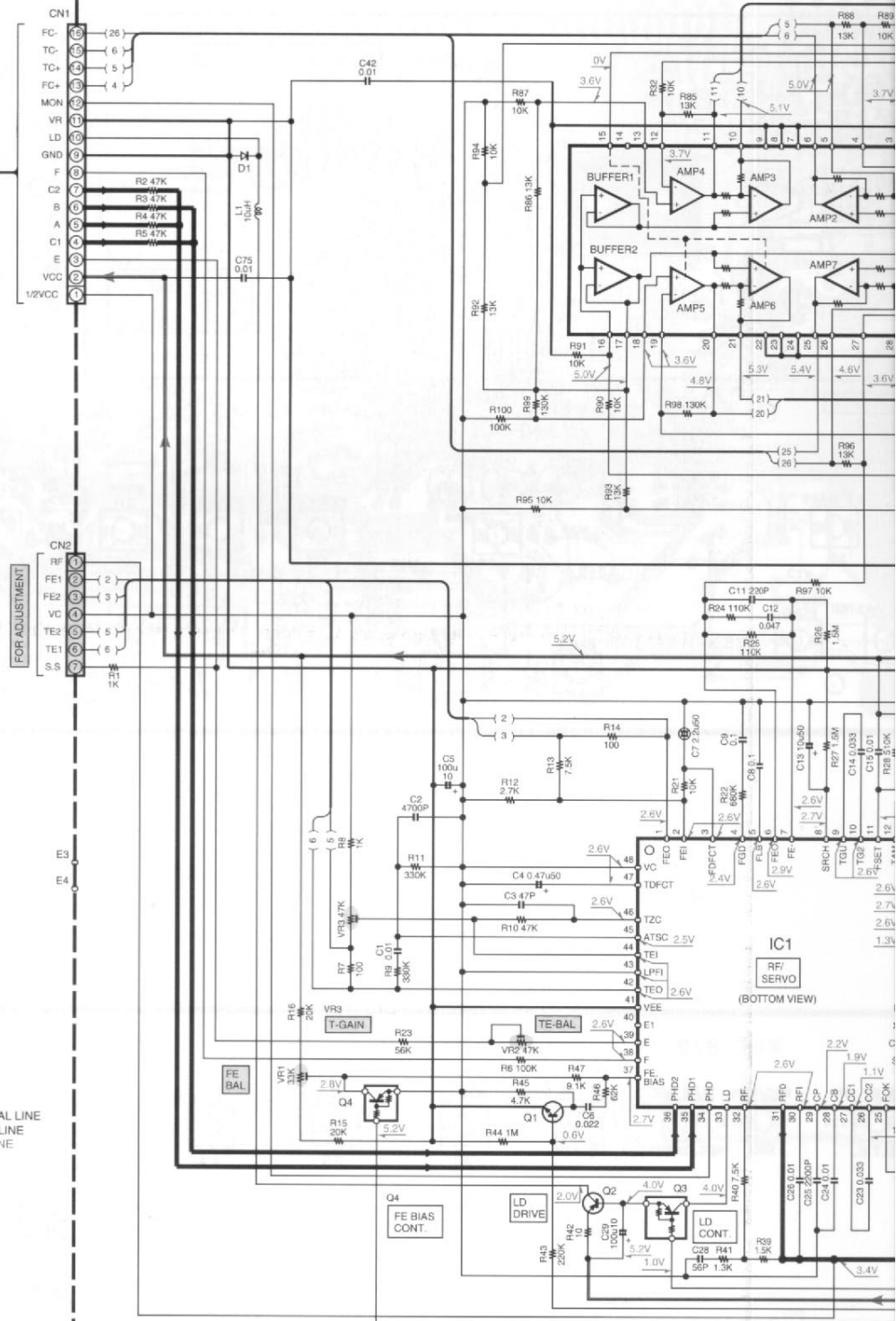


IC1 : CXA1782BQX1
IC2 : CXD2509Q
IC3 : LA6637
IC4 : LB1648
IC5 : NJU3711D
IC6 : TC74HC166AP

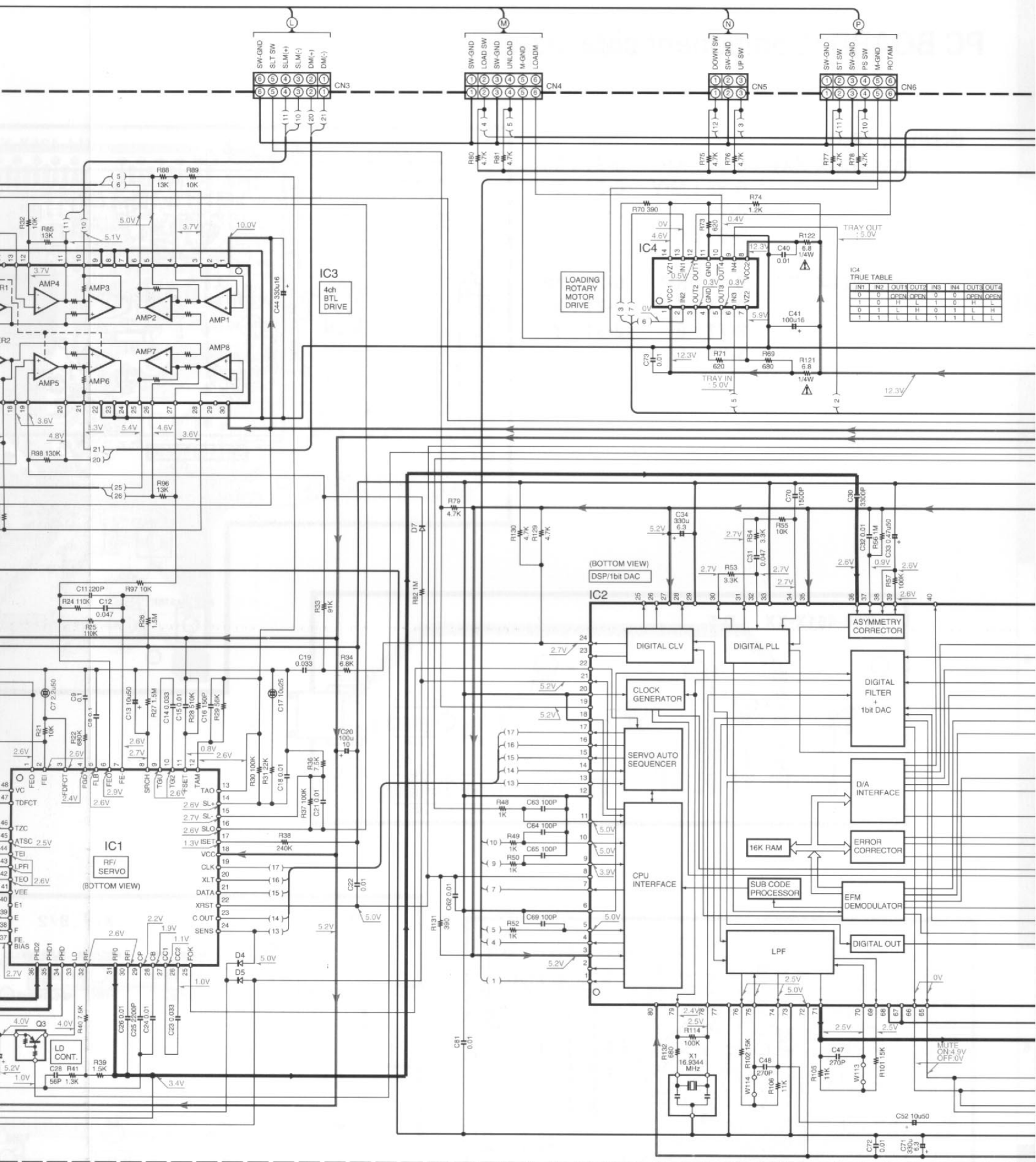
D1-5,7-9,17,18 : 1SS133 or HSS104
D10,11 : S5688B or 1SR139-400
D14,15 : RD5.6ES(B2) or HZS5.6N(B2)

Q1 : 2SC2785(F,E) or 2SC1740S(Q,R)
Q2 : 2SA954(L,K)
Q3,4,11 : DTA124ESA or UN4112
Q5 : 2SA1286-T11
Q7,8 : 2SA1175(F,E) or 2SA933AS(Q,R)
Q9,10 : 2SC2878(B)

— SIGNAL LINE
— GND LINE
— +B LINE

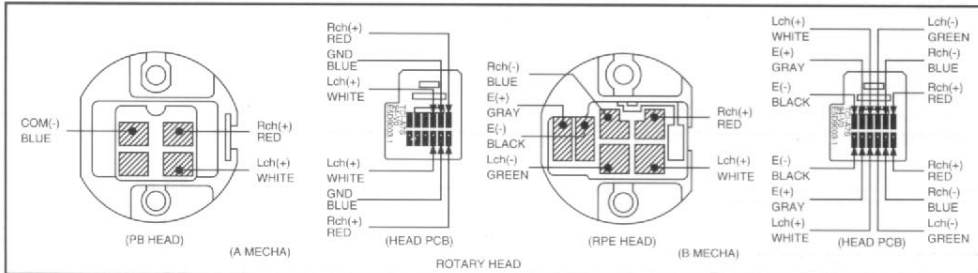


CAUTION: For continued safety, replace safety critical components only with manufacturer's recommended parts (refer to parts list). Δ indicates safety critical components. For continued protection against risk of fire, replace only with same type and rating fuse(s). To reduce the risk of electric shock, leakage-current or resistance measurements shall be carried out (exposed parts are acceptably insulated from the supply circuit) before the appliance is returned to the customer.

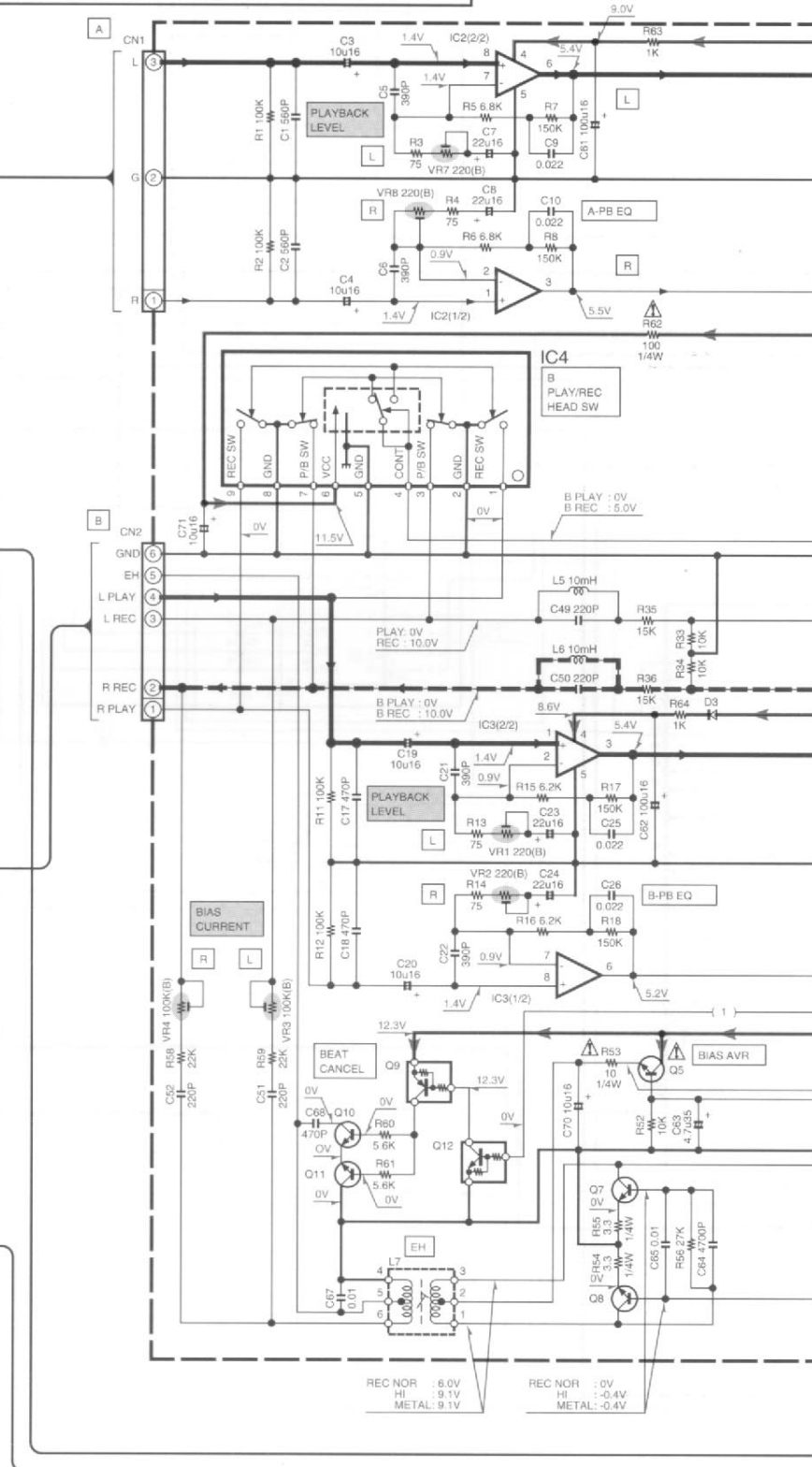
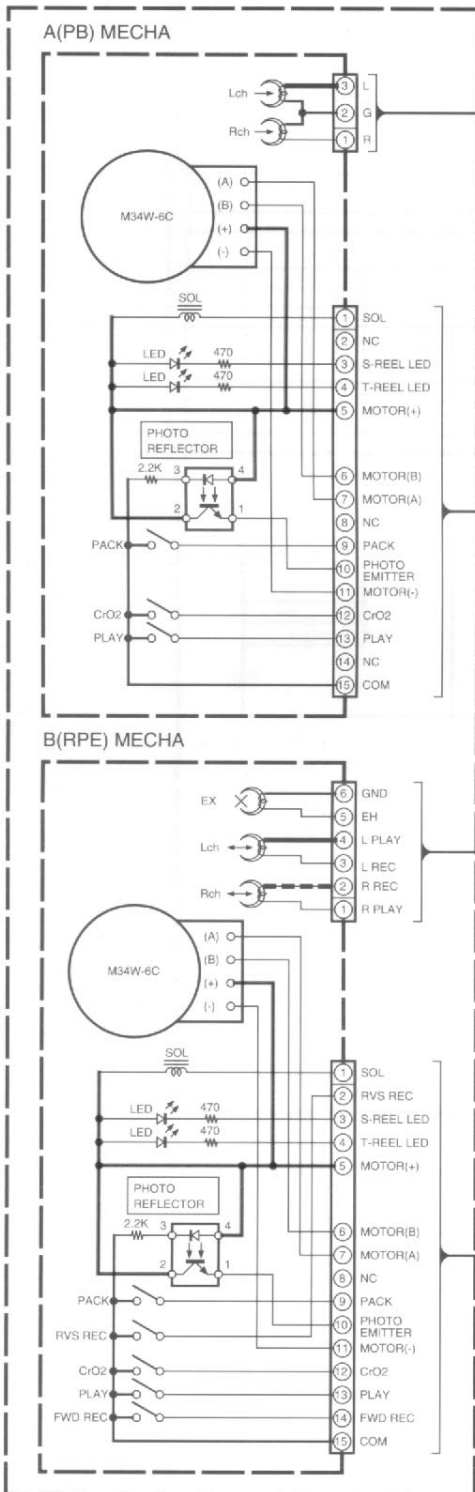




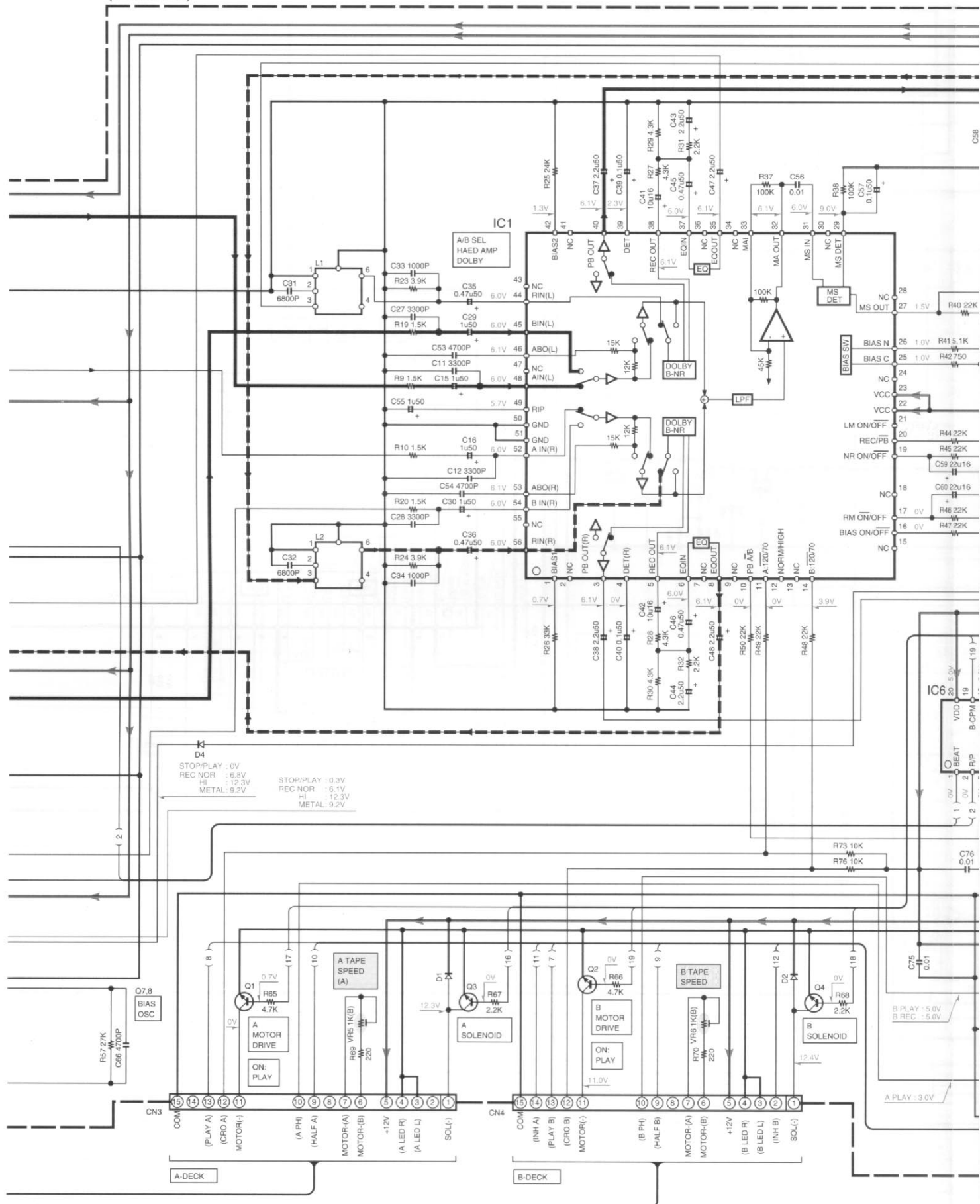
Y39-2540-21

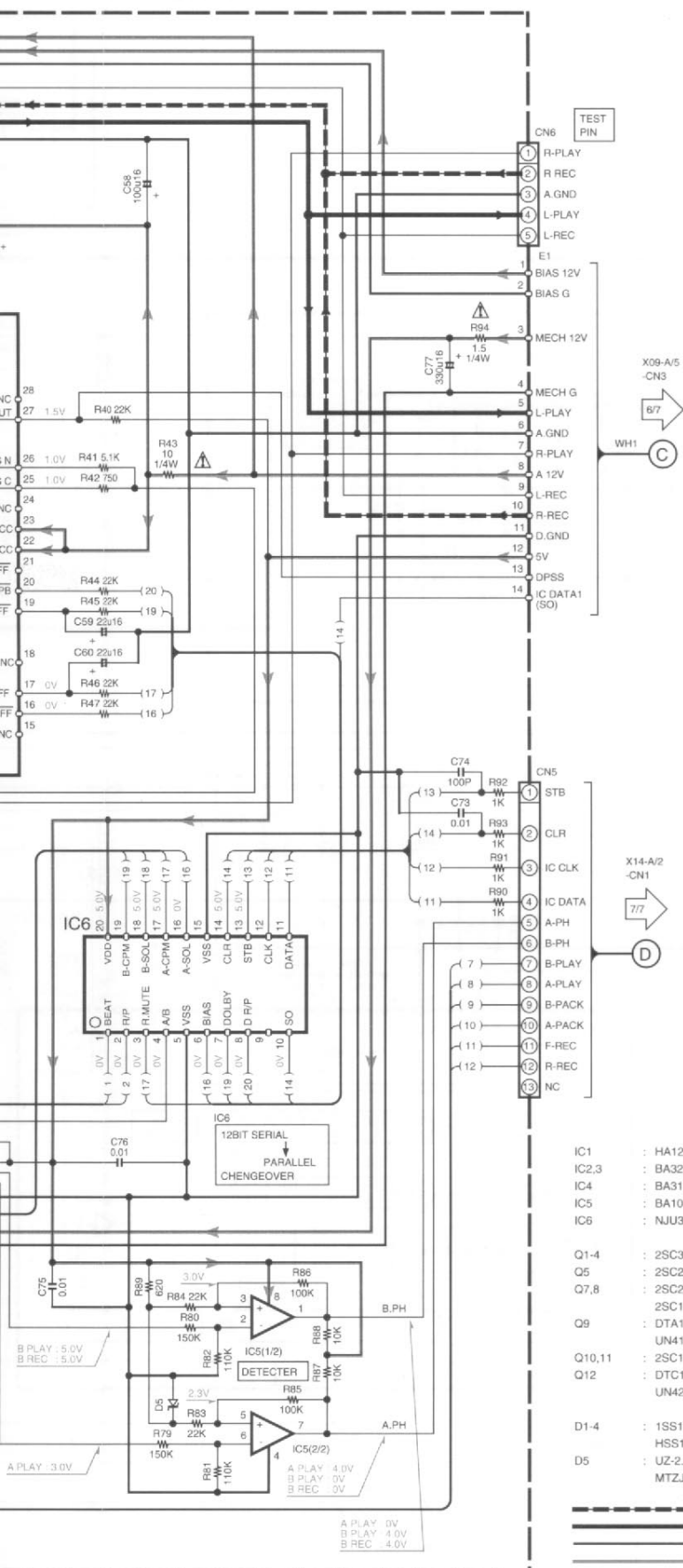


DECK MECHA (RVStype) D40-1510-05



(X28-2880-20)





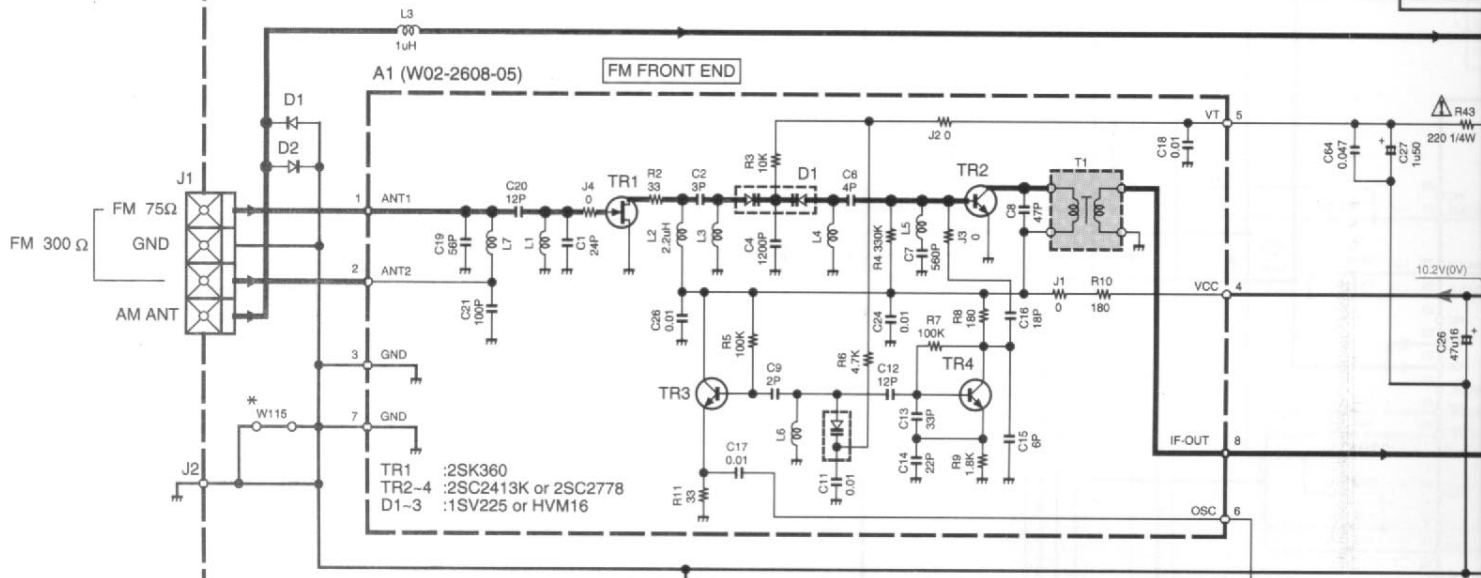
RXD-500/700(M) (2/7)

Y39-2540-21

RXD-500/700

KENWOOD

(X05-466X-XX) M,I,X,K,P,Y TYPE

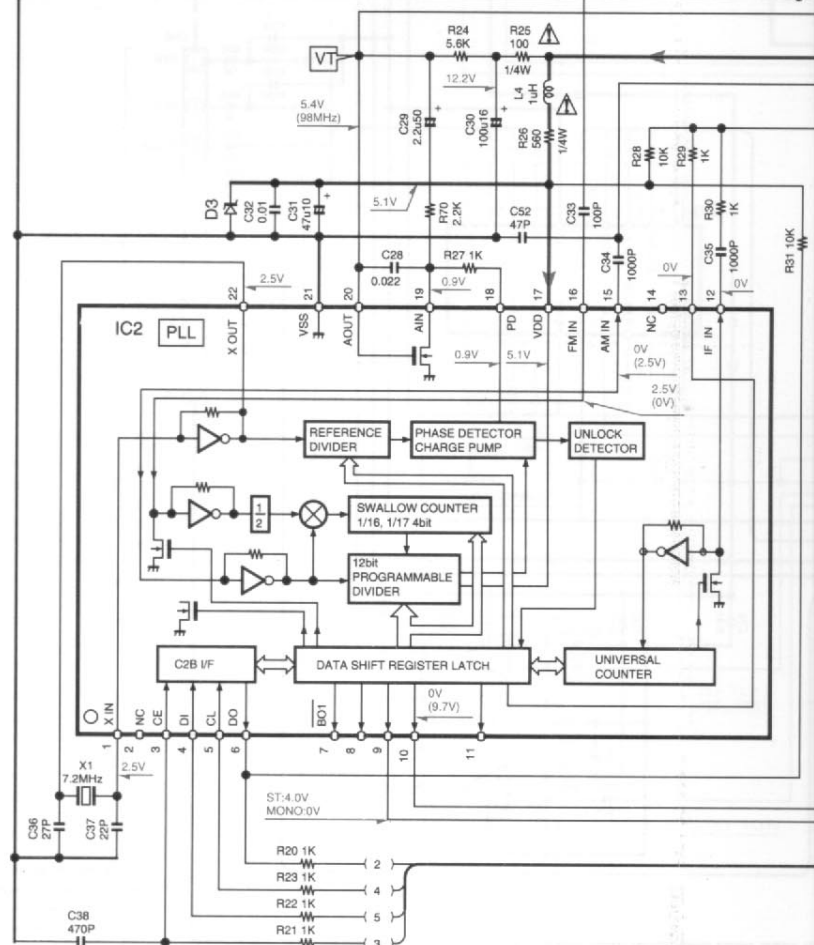


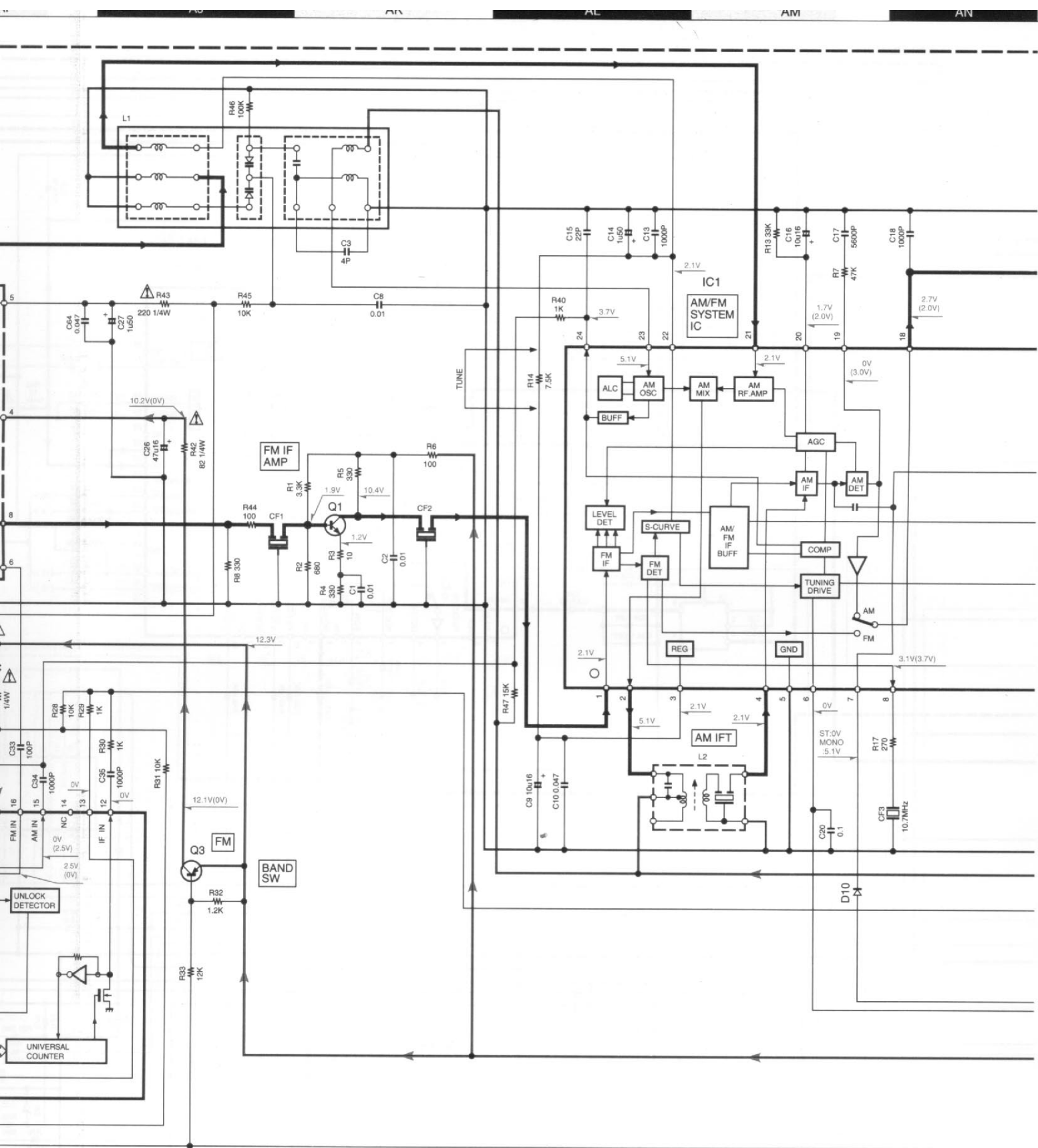
VT VOLTAGE

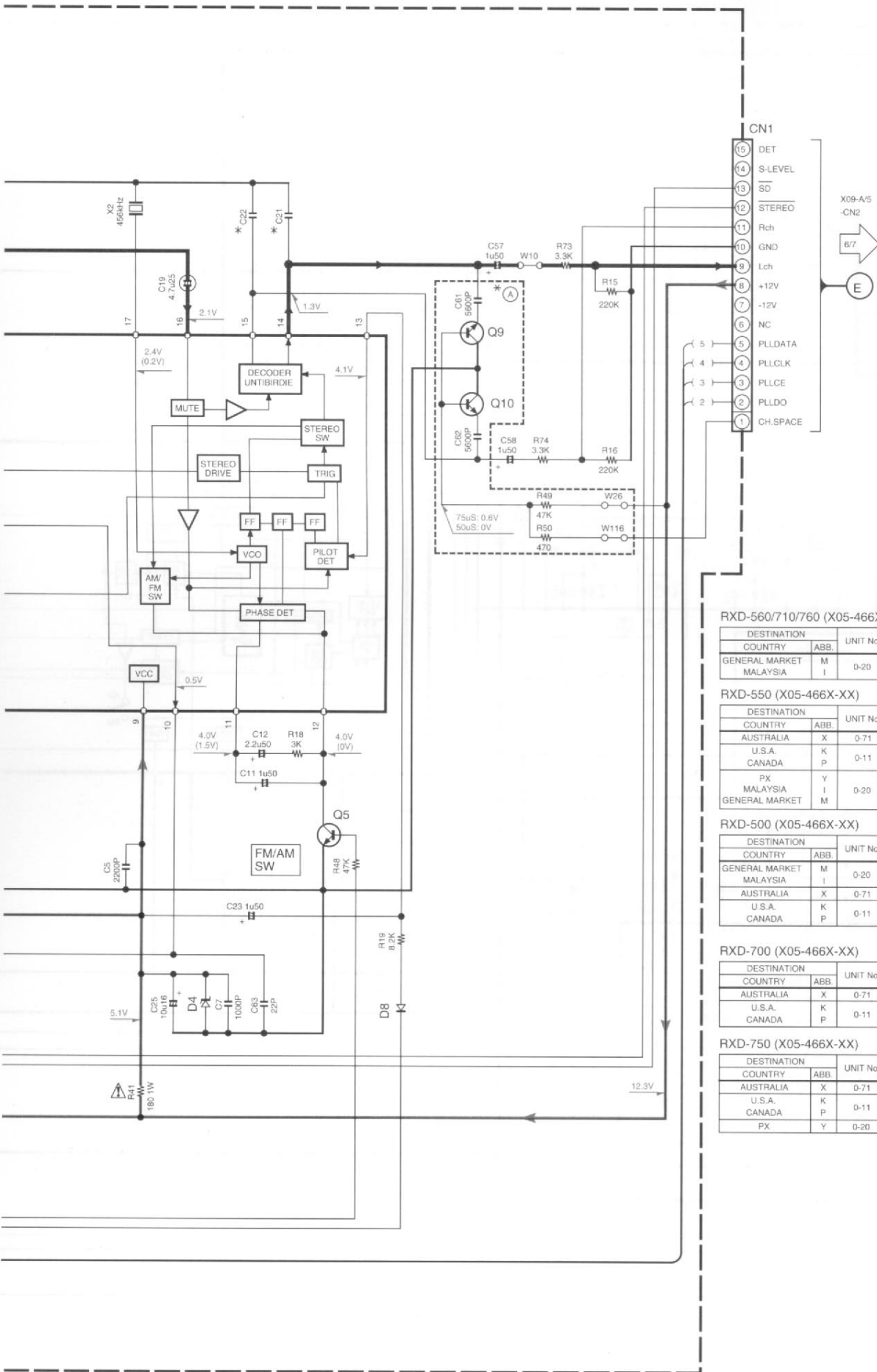
BAND	FREQ	VT
FM	LF	2.0V
FM	HF	7.3V
AM	LF	1.4V
AM	HF	4.9V

SIGNAL LINE
GND LINE
+B LINE

- IC1 : LA1832
IC2 : LC72131
- Q1 : 2SC2714(R,O)
Q3 : 2SB1218A(Q,R) or 2SA1576A(R,S)
Q5,9,10 : 2SD1819A(Q,R) or 2SC4081(R,S)
- D1,2,8 : 1SS133 or HSS104
D3,4 : MTZJ5.1(B) or UZ-5.1BSB
D10 : MA111







RXD-560/710/760 (X05-466X-XX)

DESTINATION	COUNTRY	ABB.	UNIT No.	(A)	C21, 22	C61, 62	W115, 119
GENERAL MARKET	U.S.A.	K	0-20	YES	0.012	YES	YES
	MALAYSIA	M					

RXD-550 (X05-466X-XX)

DESTINATION	COUNTRY	ABB.	UNIT No.	(A)	C21, 22	C61, 62	W115, 119
AUSTRALIA	X		0-71		0.012		
U.S.A.	K		0-11	NO	0.018	NO	NO
CANADA	P						
PX	Y						
MALAYSIA	I		0-20	YES	0.012	YES	YES
GENERAL MARKET	M						

RXD-500 (X05-466X-XX)

DESTINATION	COUNTRY	ABB.	UNIT No.	(A)	C21, 22	C61, 62	W115, 119
GENERAL MARKET	U.S.A.	K	0-20	YES	0.012	YES	YES
	MALAYSIA	M					
AUSTRALIA	X		0-71		0.012		
U.S.A.	K		0-11	NO	0.018	NO	NO
CANADA	P						

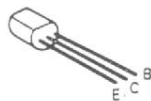
RXD-700 (X05-466X-XX)

DESTINATION	COUNTRY	ABB.	UNIT No.	(A)	C21, 22	C61, 62	W115, 119
AUSTRALIA	X		0-71		0.012		
U.S.A.	K		0-11	NO	0.018	NO	NO
CANADA	P						

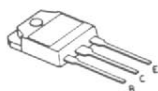
RXD-750 (X05-466X-XX)

DESTINATION	COUNTRY	ABB.	UNIT No.	(A)	C21, 22	C61, 62	W115, 119
AUSTRALIA	X		0-71		0.012		
U.S.A.	K		0-11	NO	0.018	NO	NO
CANADA	P						
PX	Y		0-20	YES	0.012	YES	YES

2SA1286-T11
2SA954
2SA992
2SC1845
2SC2003
2SC2878
2SC3246



2SB1624
2SD2493



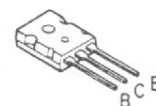
2SA1175
2SC2785



DTA124ESA
DTC124ESA
UN4112
2SC1740S



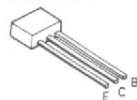
2SB1218A
2SC2714
2SC4081
2SD1819A



2SD2061



UN4212



2SD2012



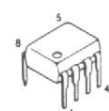
2SD1893



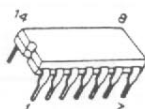
2SB1559
2SD2389



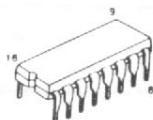
NJM4565D
NJM4565D-D



BU4066BC
TC4066BP



TC4052BP
TC74HC166AP



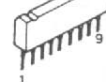
NJU3714D



SAA6579



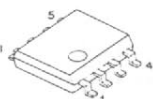
RA3126M



BA10393



NJM2904M



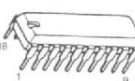
NJU3711D



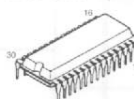
2SK302



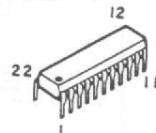
BA3834S



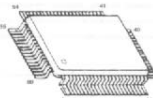
LA1836



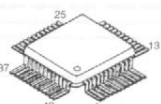
LC72131



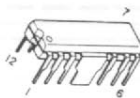
CXD2509Q



CXA1782BQ*1



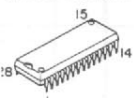
LB1648



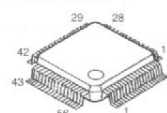
LA1832



NJU7313AL



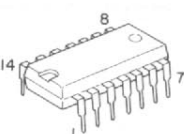
HA12209F



LA6537



M65844P



CAUTION: For continued safety, replace safety critical components only with manufacturer's recommended parts (refer to parts list). Δ indicates safety critical components. For continued protection against risk of fire, replace only with same type and rating fuse(s). To reduce the risk of electric shock, leakage-current or resistance measurements shall be carried out (exposed parts are acceptably insulated from the supply circuit) before the appliance is returned to the customer.

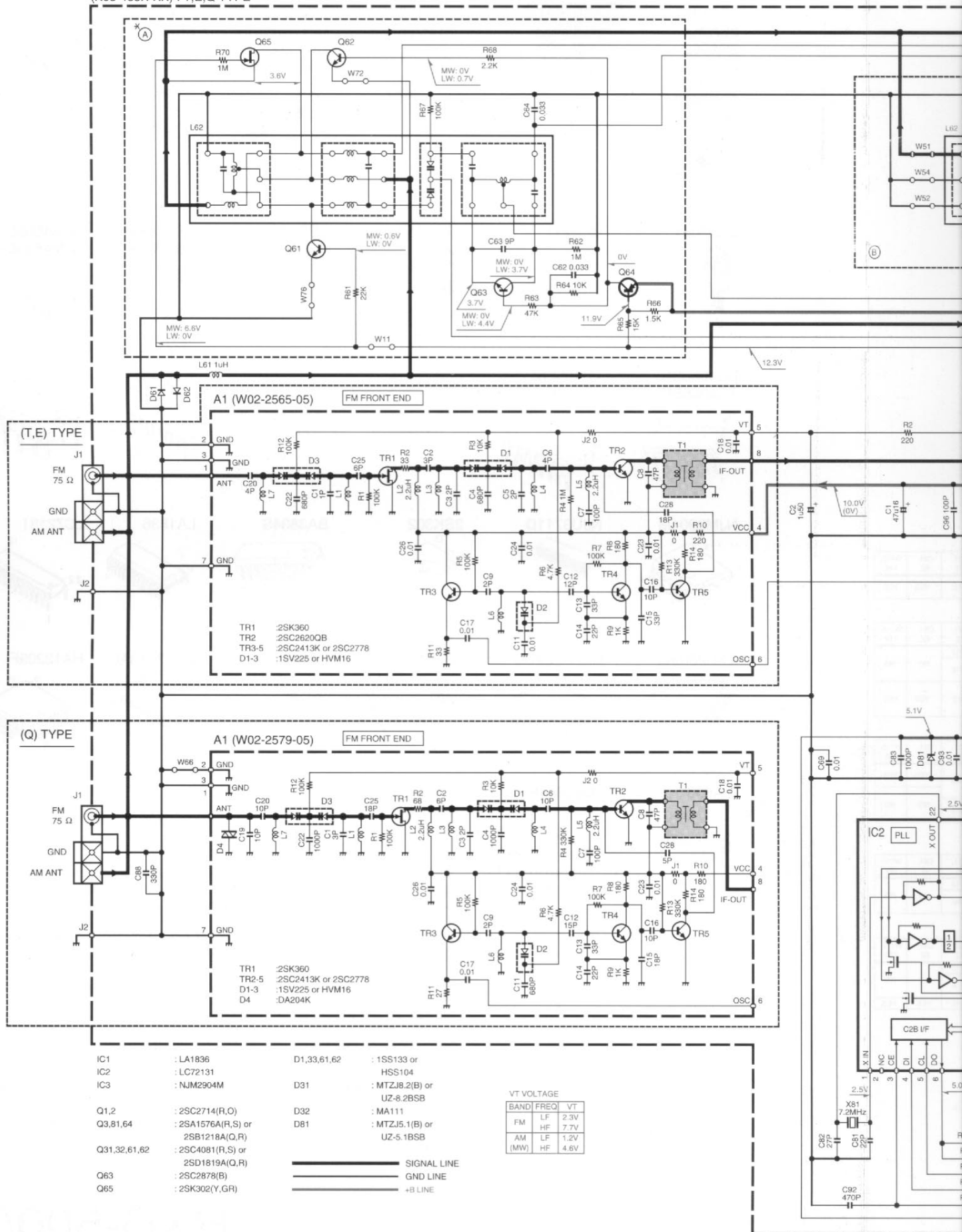
The DC voltage is an actual reading measured with a high impedance type voltmeter as the AM/FM signal generator is specified to the conditions as shown in the list below. The measurement value may vary depending on the measuring instruments used or on the product. The value shown in () is actual reading measured in the AM made.

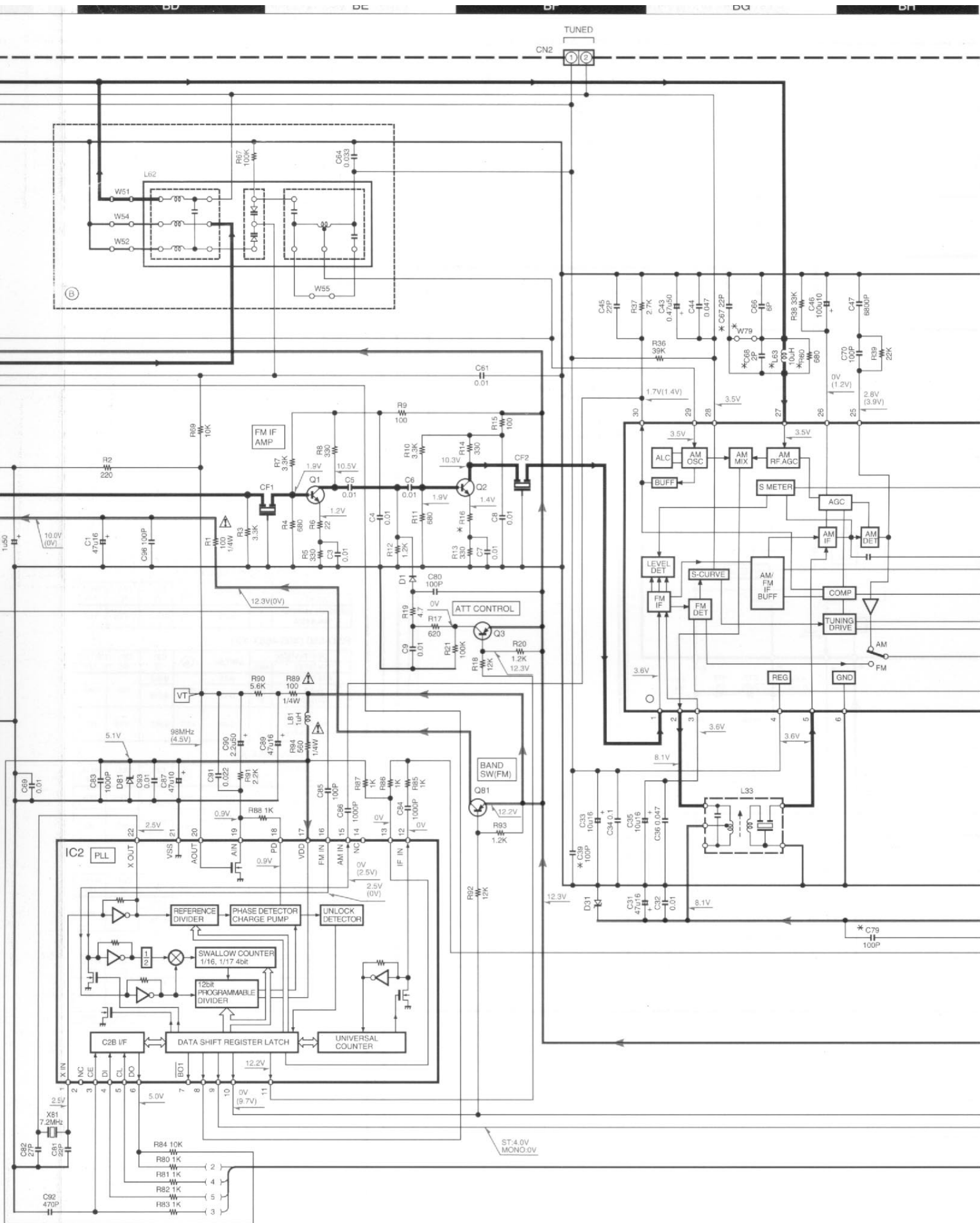
MODE	CARRIER	MODULATION		ANT INPUT
		FREQUENCY	DEVIATION	
FM	98MHz	1kHz	STEREO 67.5kHz 7.5kHz(Pilot)	60dB
AM	1000(999)kHz	400Hz	MONO 30% MOD	60dB

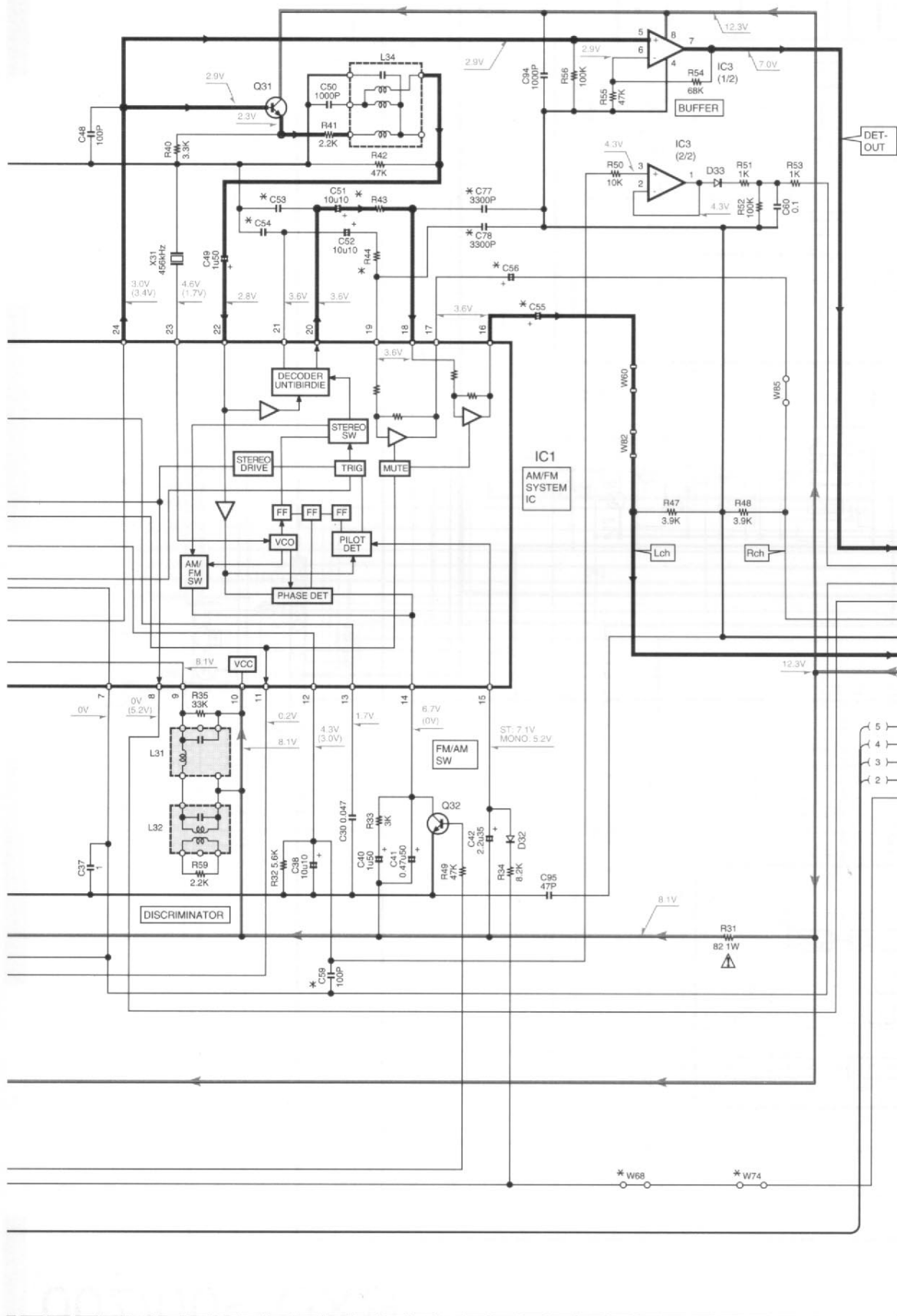
RXD-500/700
KENWOOD

Y39-2540-21

(X05-465X-XX) : T,E,Q TYPE







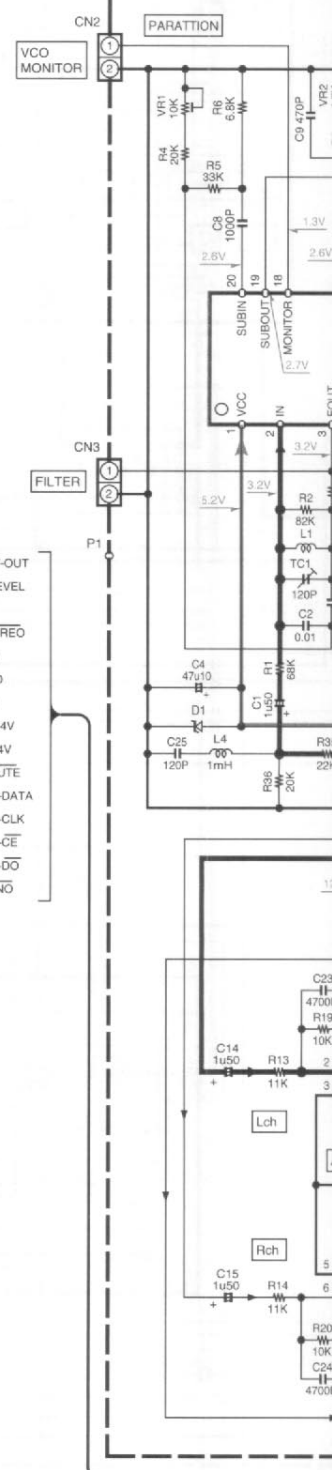
RXD-550/550W/700W (X05-465X-XX)

DESTINATION	COUNTRY	ABB.	UNIT No.	(A)	(B)	C53, 54	C55, 56	C59, 79	C61, 78
U.K.	T		0-51	YES	NO	YES	NO	NO	33F
EUROPE	E		2-70	NO	YES	0.015	2.2u35	NO	22F

RXD-500W/550W/700W (X05-465X-XX)

DESTINATION	COUNTRY	ABB.	UNIT No.	(A)	(B)	C53, 54	C55, 56	C59, 79	C61, 78
RUSSIA	Q		3-81	YES	NO	0.018	3.3u25	YES	22F

POLAR UNIT (X04-1313-80) (Q) TYPE ON



50 (X05-465X-XX)

UNIT No.	(A)	(B)	C53, 54	C55, 56	C59, 79	C67	C68	C77, 78	R16	R43, 44	R60	L63	W68, 74	J2
0-51	YES	NO	0.015	2.2u35	NO	33P	NO	YES	33	22K	YES	NO	NO	F10-1053
2-70	NO	YES	0.015	2.2u35	NO	22P	YES	NO	NO	NO	NO	YES	NO	F10-1053

00W (X05-465X-XX)

UNIT No.	(A)	(B)	C53, 54	C55, 56	C59, 79	C67	C68	C77, 78	R16	R43, 44	R60	L63	W68, 74	J2
3-81	YES	NO	0.016	3.3u25	YES	22P	NO	NO	47	12K	NO	NO	YES	F10-1088

(X04-)

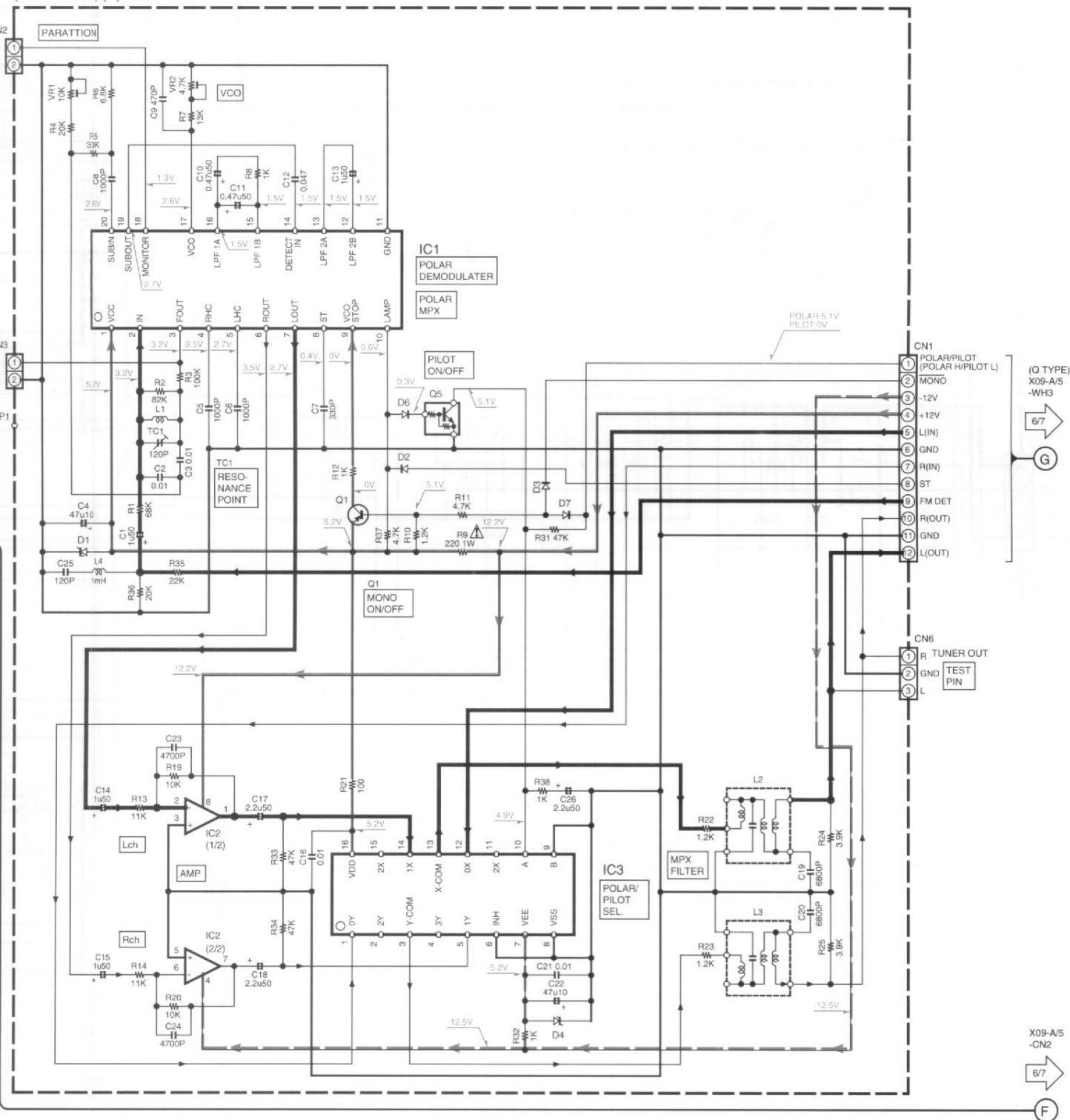
IC1 : IR3R42
IC2 : NJM4565D
IC3 : TC4052BP

Q1,4 : 2SA933AS(Q,R) or 2SA1175(F,E)
Q5 : DTC124ESA or UN4212

D1,4 : MTZJ5.1(B) or UZ-5.1BSB
D2,3,6,7 : 1SS133 or HSS104

— SIGNAL LINE
— GND LINE
-B LINE
-B LINE

POLAR UNIT (X04-1313-80) (Q)TYPE ONLY

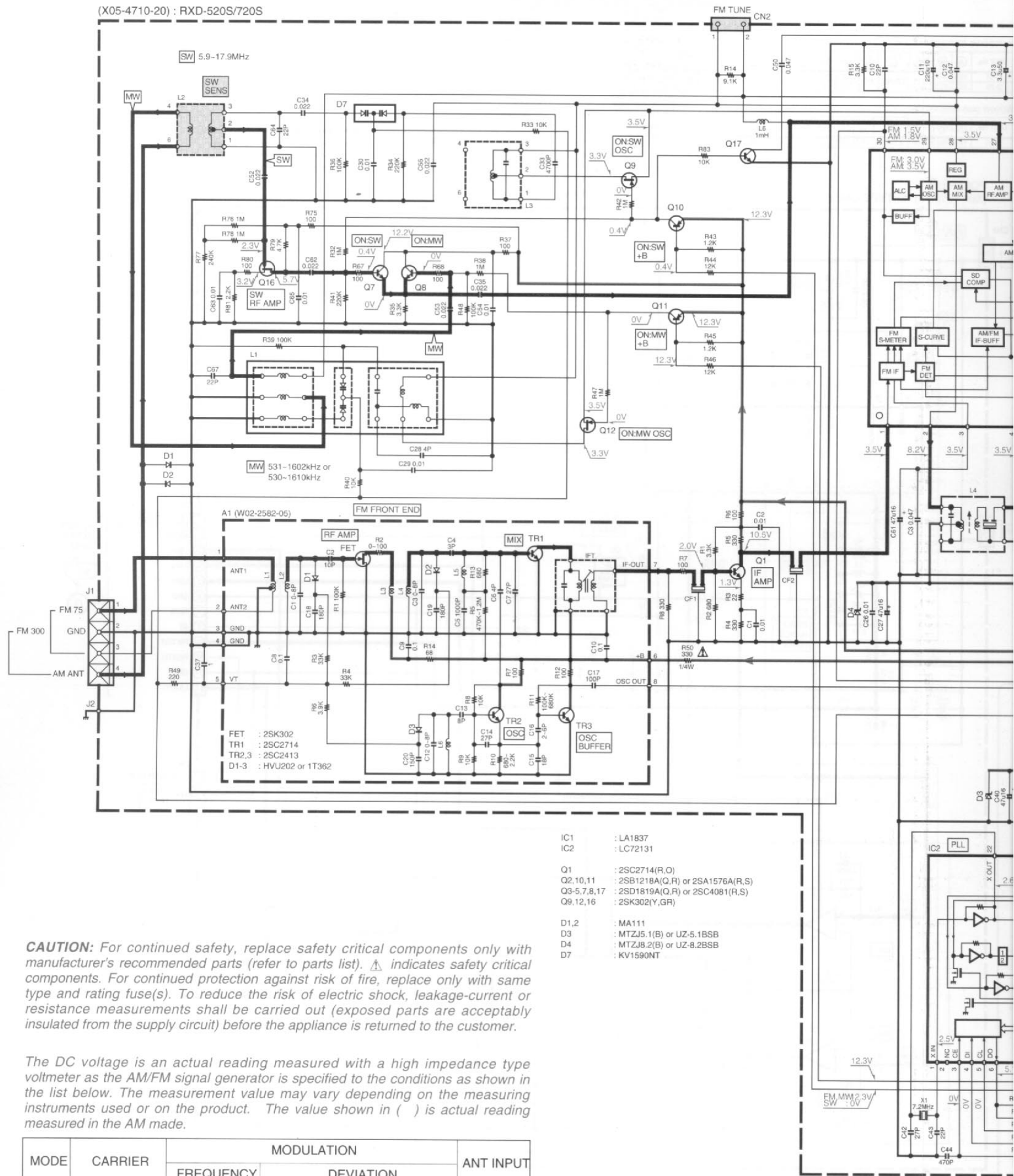


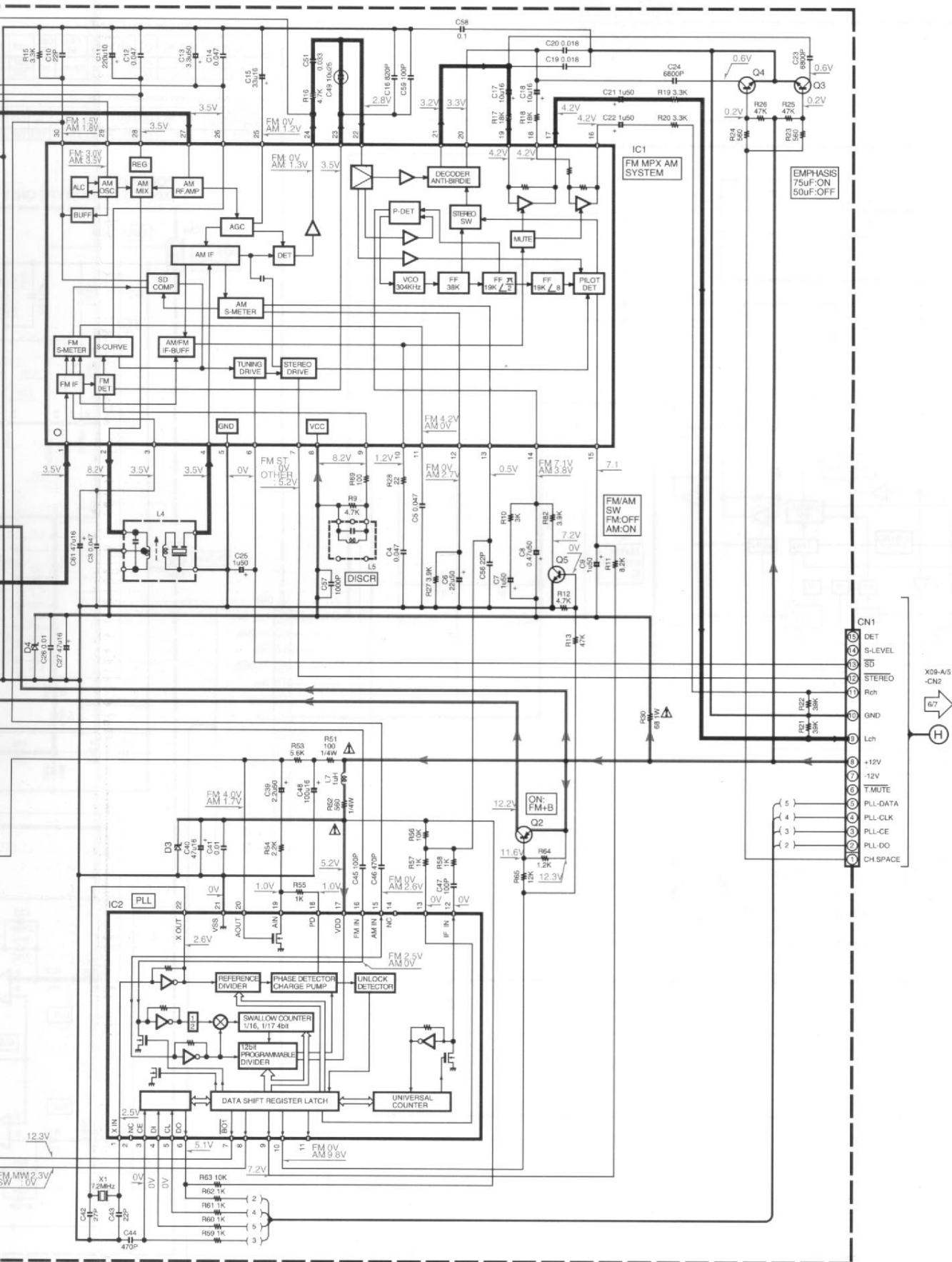
RXD-500/700(E) (4/7)

Y39-2540-21

RXD-500/700

KENWOOD





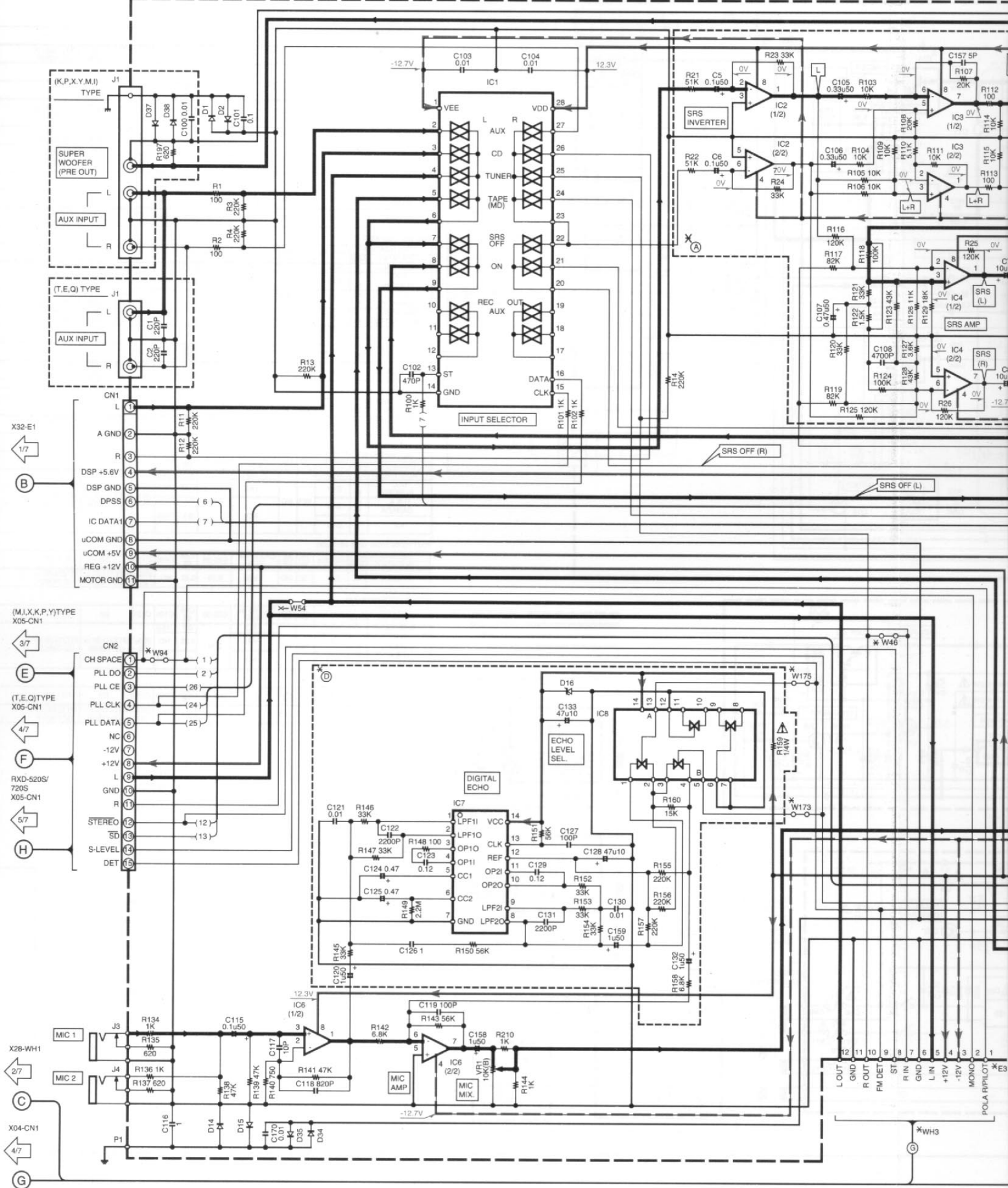
RXD-500/700(M) (5/7)

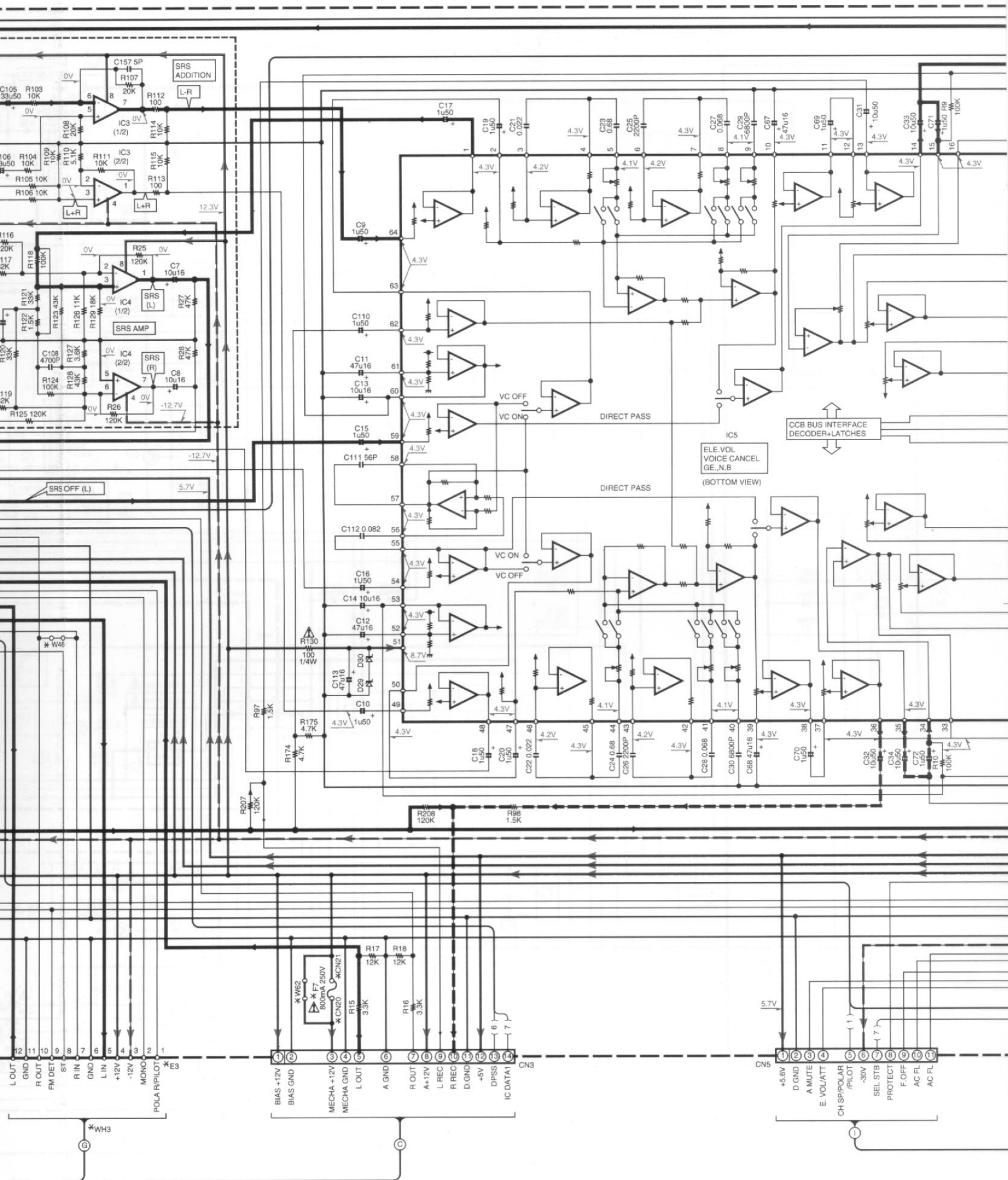
RXD-500/700

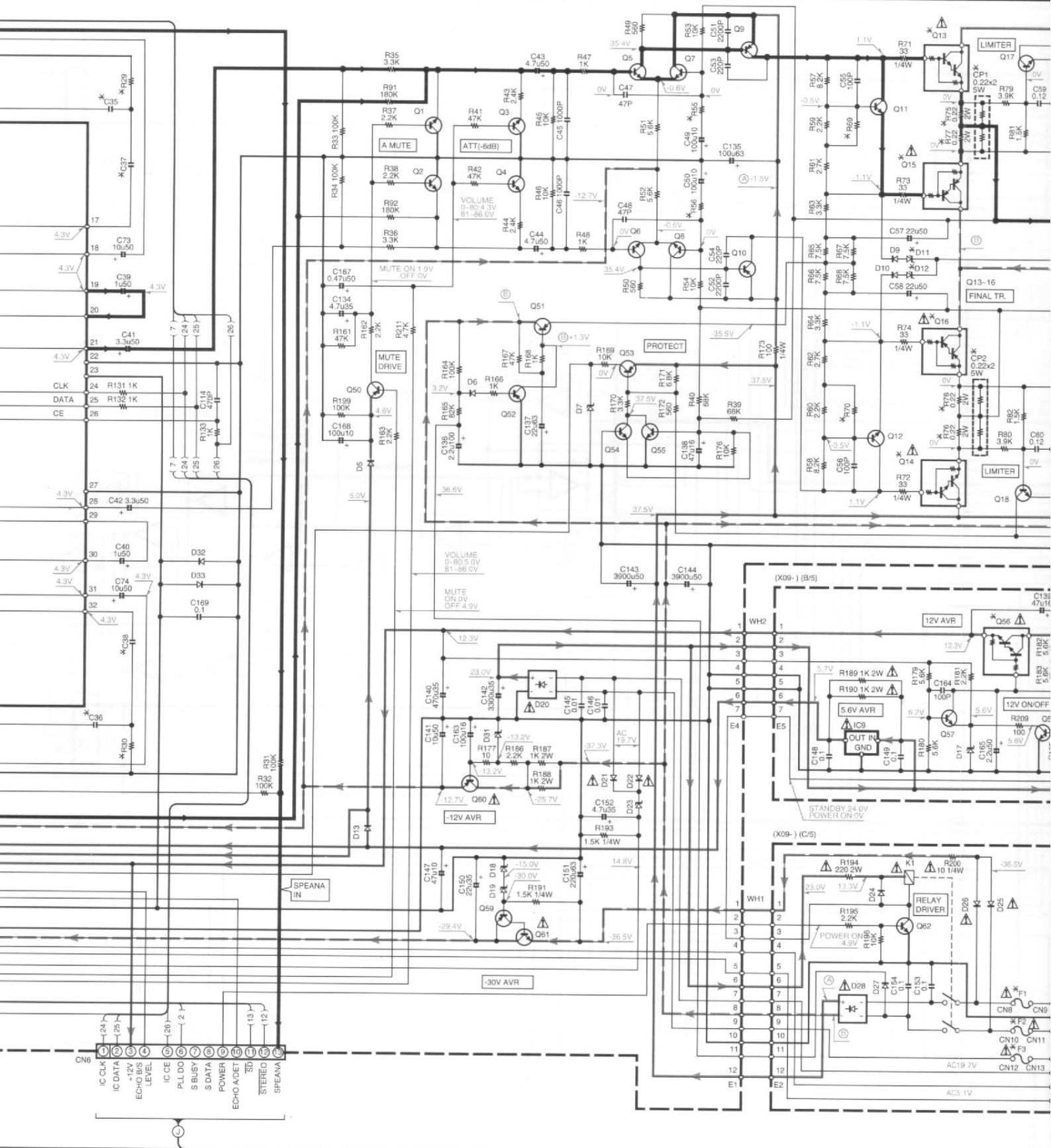
KENWOOD

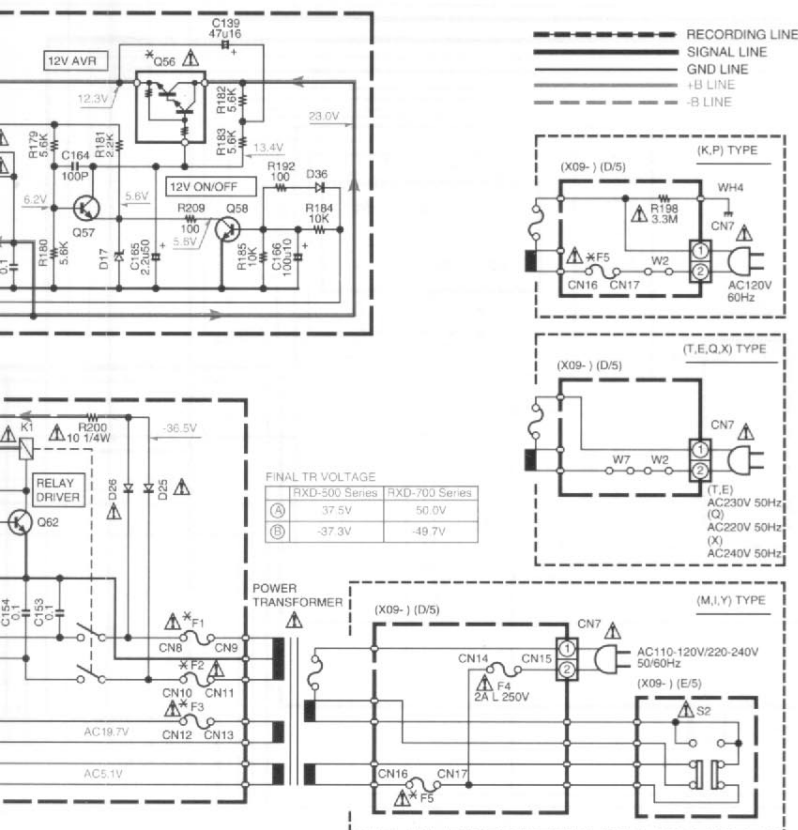
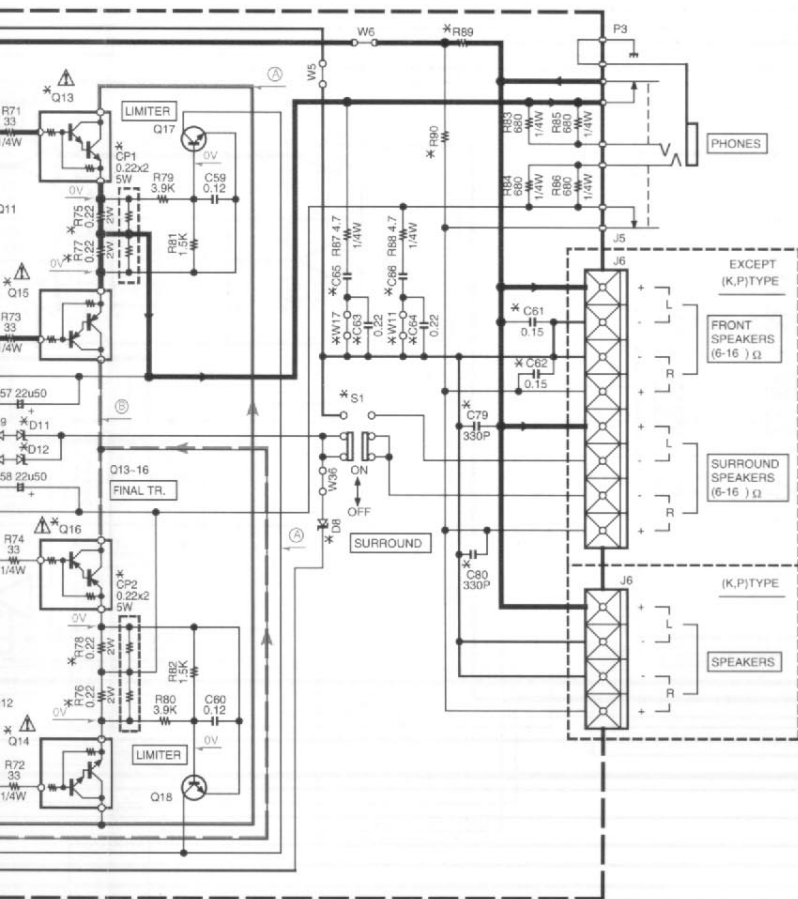
Y39-2540-21

(X09-454X-XX) (A/5): RXD-500/500W/520S/550/550W/560
 (X09-461X-XX) (A/5): RXD-700/700W/710/720S/750/750W/760









RXD-560 (X09-454X-XX)

DESTINATION	COUNTRY	ABB	UNIT No.	(A)	(B)	C1,2,61-64, 79,80	C35-38	C65, 66	C100	C151	D8	D11,12
GENERAL MARKET	MA	I	0-21	NO	YES	NO	0.15	0.1	YES	220u 50	MTZJ11(B) or UZ-11BSB	MTZ18(B) or UZ-18BSB

RXD-550 (X09-454X-XX)

DESTINATION	COUNTRY	ABB	UNIT No.	(A)	(B)	C1,2,61-64, 79,80	C35-38	C65, 66	C100	C151	D8	D11,12
GENERAL MARKET	MA	I	0-21	NO	YES	NO	0.12	0.22	NO	220u 50	MTZJ11(B) or UZ-11BSB	MTZ18(B) or UZ-18BSB
GENERAL MARKET	MA	I	0-22	NO	NO	NO	0.15	0.1	YES	220u 50	MTZJ11(B) or UZ-11BSB	MTZ18(B) or UZ-18BSB

RXD-550W/500W (X09-454X-XX)

DESTINATION	COUNTRY	ABB	UNIT No.	(A)	(B)	C1,2,61-64, 79,80	C35-38	C65, 66	C100	C151	D8	D11,12
GENERAL MARKET	MA	I	0-21	NO	YES	NO	0.12	0.22	NO	220u 50	MTZJ11(B) or UZ-11BSB	MTZ18(B) or UZ-18BSB

RXD-500 (X09-454X-XX)

DESTINATION	COUNTRY	ABB	UNIT No.	(A)	(B)	C1,2,61-64, 79,80	C35-38	C65, 66	C100	C151	D8	D11,12
GENERAL MARKET	MA	I	0-21	NO	YES	NO	0.12	0.22	NO	220u 50	MTZJ11(B) or UZ-11BSB	MTZ18(B) or UZ-18BSB
GENERAL MARKET	MA	I	0-22	NO	NO	NO	0.15	0.1	YES	220u 50	MTZJ11(B) or UZ-11BSB	MTZ18(B) or UZ-18BSB

RXD-520S (X09-454X-XX)

DESTINATION	COUNTRY	ABB	UNIT No.	(A)	(B)	C1,2,61-64, 79,80	C35-38	C65, 66	C100	C151	D8	D11,12
GENERAL MARKET	MA	I	0-22	NO	NO	NO	0.15	0.1	YES	220u 50	MTZJ11(B) or UZ-11BSB	MTZ18(B) or UZ-18BSB

RXD-760/710 (X09-461X-XX)

DESTINATION	COUNTRY	ABB	UNIT No.	(A)	(B)	C1,2,61-64, 79,80	C35-38	C65, 66	C100	C151	D8	D11,12
GENERAL MARKET	MA	I	0-20	YES	YES	NO	0.15	0.1	YES	220u 50	MTZJ11(B) or UZ-11BSB	MTZ24(B) or UZ-24BSB

RXD-750 (X09-461X-XX)

DESTINATION	COUNTRY	ABB	UNIT No.	(A)	(B)	C1,2,61-64, 79,80	C35-38	C65, 66	C100	C151	D8	D11,12
GENERAL MARKET	MA	I	0-21	NO	YES	NO	0.15	0.1	YES	220u 50	MTZJ11(B) or UZ-11BSB	MTZ24(B) or UZ-24BSB
GENERAL MARKET	MA	I	0-22	NO	NO	NO	0.15	0.1	YES	220u 50	MTZJ11(B) or UZ-11BSB	MTZ24(B) or UZ-24BSB

RXD-750W/700W (X09-461X-XX)

DESTINATION	COUNTRY	ABB	UNIT No.	(A)	(B)	C1,2,61-64, 79,80	C35-38	C65, 66	C100	C151	D8	D11,12
GENERAL MARKET	MA	I	0-20	YES	YES	NO	0.15	0.1	YES	220u 50	MTZJ11(B) or UZ-11BSB	MTZ24(B) or UZ-24BSB

RXD-750 (X09-461X-XX)

DESTINATION	COUNTRY	ABB	UNIT No.	(A)	(B)	C1,2,61-64, 79,80	C35-38	C65, 66	C100	C151	D8	D11,12
GENERAL MARKET	MA	I	0-20	YES	YES	NO	0.15	0.1	YES	220u 50	MTZJ11(B) or UZ-11BSB	MTZ24(B) or UZ-24BSB
GENERAL MARKET	MA	I	0-21	NO	YES	NO	0.15	0.1	YES	220u 50	MTZJ11(B) or UZ-11BSB	MTZ24(B) or UZ-24BSB

RXD-720S (X09-461X-XX)

DESTINATION	COUNTRY	ABB	UNIT No.	(A)	(B)	C1,2,61-64, 79,80	C35-38	C65, 66	C100	C151	D8	D11,12
GENERAL MARKET	MA	I	0-20	YES	YES	NO	0.15	0.1	YES	220u 50	MTZJ11(B) or UZ-11BSB	MTZ24(B) or UZ-24BSB

IC1	: NJU7313AL	D1,2,5,6,9,10,13-15,21,22,24
IC2-4,6	: NJM4565D-D	: 1SS131 or HSS104A
IC5	: LC75393E	: MTZJ5.1(B) or UZ-5.1BSB
IC7	: M65844P	: *
IC8	: BU4066BC	: *
IC9	: TA78057S	: *
Q1,2	: 2SC2878(B)	: MTZJ6.2(B) or UZ-6.2BSB
Q3,4,5,7,8,8,2	: 2SC1740S(Q,R) or 2SC2785(F,E)	: MTZJ5.6(B) or UZ-5.6BSB
Q5-8,17,18,54,55	: 2SC1845(F,E)	: MTZJ16(B) or UZ-16BSB
Q9,10,51	: 2SA992(F,E)	: D3SBA20F03 or RBV402LFA
Q11,12	: 2SC4137F50(V,W)	: S5688B or 1SR139-400
Q13,14	: 2SD2493	: MTZJ4.7(B) or UZ-4.7BSB
Q15,16	: 2SB1624	: MTZJ13(B) or UZ-13BSB
Q50,59	: 2SA933AS(Q,R) or 2SA1175(F,E)	
Q52,53	: 2SA992(F,E)	
Q56	: *	
Q60	: 2SB1640 or 2SB1417(P)	
Q61	: 2SD2061 or 2SD2012	

D37,38	F1,2	F3	F5	F7	Q13, 14	Q15, 16	Q56	R29, 30	R55, 56	R69, 70	R75-78, 197	R89, 90	R197	W2	W5,6, 11,17,46,54, 61,62,94,173,175	W7	W46, 54,94	W61	W62	W173, 175	S1	S2	CN14,15	CN16, 17	CN20, 21	E3	WH3	CP1,2
YES							2SD1893								YES	YES					YES	NO	NO	NO	NO	NO	NO	NO
NO	4A L 250V	2.5A L 250V	NO	NO			2SD1893 or 2SD1893	8.2K	91				NO	NO	YES	NO	YES	NO	YES		YES	NO	NO	NO	NO	NO	NO	NO
YES	5A 125V	4A 125V	3A 250V	YES	2SD2493	2SB1624	2SD1893		82	430	YES	10K	YES		YES	NO	YES		NO	NO	NO	NO	NO	YES	YES	YES	YES	NO
	4A L 250V	2.5A L 250V	2A L 250V	NO			2SD1893	6.8K	91			10K	YES	NO			YES	YES			YES	YES	YES	YES	NO	NO	NO	NO

D37,38	F1,2	F3	F5, 7	Q13, 14	Q15, 16	Q56	R29, 30	R55, 56	R69, 70	R75-78, 197	W2,7,62	W5,6,11,17,46,54, 61,94,173,175	S1	S2	CN14-17, 20,21	E3	WH3	CP1,2	
NO	4A L 250V	2.5A L 250V	NO	2SD2493	2SB1624	2SD1893	8.2K	91	430	YES	NO	YES	NO	YES	NO	NO	YES	YES	NO

D37,38	F1,2	F3	F5	F7	Q13, 14	Q15, 16	Q56	R29, 30	R55, 56	R69, 70	R75-78, 197	R89, 90	R197	W2	W5,6, 11,17,46,54, 61,62,94,173,175	W7	W46, 54,94	W61	W62	W173, 175	S1	S2	CN14,15	CN16, 17	CN20, 21	E3	WH3	CP1,2
YES							2SD1893								YES	YES					YES	NO	NO	NO	NO	NO	NO	NO
NO	4A L 250V	2.5A L 250V	NO	NO			2SD1893 or 2SD1893	8.2K	91				NO	NO	YES	NO	YES	NO	YES		YES	NO	NO	NO	YES	NO	NO	NO
YES	5A 125V	4A 125V	3A 250V	YES	2SD2493	2SB1624	2SD1893		82	430	YES	10K	YES		YES	NO	YES		NO	NO	NO	NO	NO	YES	YES	YES	YES	NO
	4A L 250V	2.5A L 250V	2A L 250V	NO			2SD1893	6.8K	91			10K	YES	NO			YES	YES			YES	YES	YES	YES	NO	NO	NO	NO

D37,38	F1,2	F3	F5	F7	Q13, 14	Q15, 16	Q56	R29, 30	R55, 56	R69, 70	R75-78, 197	R89, 90	R197	W2,7	W5,6,11,17,46,54, 61,62,94,173,175	W7	W46, 54,61,94, 173,175	S1,2	CN14-17	CN20, 21	E3	WH3	CP1,2					
YES	4A L 250V	2.5A L 250V	2A L 250V	NO	2SD2493	2SB1624	2SD1893	6.8K	91	430	YES	10K	YES	NO	YES	YES	YES	YES	YES	NO	NO	NO	NO	NO	NO	NO	NO	NO

D37,38	F1,2	F3	F5	F7	Q13, 14	Q15, 16	Q56	R29, 30	R55, 56	R69, 70	R75-78, 197	R89, 90	W2,7	W5,6,11,17,46,54, 61,62,94,173,175	S1,2	CN14-17	CN20, 21	E3	WH3	CP1,2								
YES	4A L 250V	2.5A L 250V	2A L 250V	NO	2SD2389	2SB1559	2SD1893 or 2SD1893	6.8K	62	510	YES	12K	NO	YES	YES	YES	NO	NO	NO	NO	NO	NO	NO	NO	NO	NO	NO	NO

D37,38	F1,2	F3	F5	F7	Q13, 14	Q15, 16	Q56	R29, 30	R55, 56	R69, 70	R75-78, 197	R89, 90	R197	W2	W5,6, 11,17	W7	W46, 54,94	W61	W62	W173, 175	S1	S2	CN14,15	CN16, 17	CN20, 21	E3	WH3	CP1,2
YES							2SD1893								YES	YES					YES	NO	NO	NO	NO	NO	NO	NO
NO	4A L 250V	2.5A L 250V	NO	NO			2SD1893 or 2SD1893	6.8K	62	510	YES	NO	NO	YES	NO	YES		NO	YES		YES	NO	NO	NO	NO	NO	NO	NO
YES	6A 125V	4A 125V	5A 125V	YES	2SD2389	2SB1559	2SD1893					NO	12K	YES	YES	NO	YES	NO	NO	NO	NO	NO	NO	YES	YES	YES	YES	NO
	4A L 250V	2.5A L 250V	2A L 250V	NO			2SD1893					YES	12K	YES	YES	NO	YES	YES			YES	YES	YES	YES	NO	NO	NO	NO

D37,38	F1,2	F3	F5,7	Q13, 14	Q15, 16	Q56	R29, 30	R55, 56	R69, 70	R75-78, 197	W2,5-7, 11,17,62	W46,54,61,94, 173,175	S1	S2	CN14-17, 20,21	E3	WH3	CP1,2	
NO	4A L 250V	2.5A L 250V	NO	2SD2389	2SB1559	2SD1893	6.8K	62	510	YES	NO	YES	NO	YES	NO	NO	YES	YES	NO

D37,38	F1,2	F3	F5	F7	Q13, 14	Q15, 16	Q56	R29, 30	R55, 56	R69, 70	R75-78, 197	R89, 90	R197	W2	W5,6, 11,17	W7	W46, 54,94	W61	W62	W173, 175	S1	S2	CN14,15	CN16,17, 20,21	E3	WH3	CP1,2	
YES							2SD1893								YES	YES					YES	NO	NO	NO	NO	NO	NO	NO
NO	4A L 250V	2.5A L 250V	NO	NO			2SD1893 or 2SD1893	6.8K	62	510	YES	NO	NO	YES	NO	YES		NO	YES	NO	NO	NO	NO	NO	NO	NO	NO	NO
YES	6A 125V	4A 125V	5A 125V	YES	2SD2389	2SB1559	2SD1893					NO	12K	YES	YES	NO	YES	NO	NO	NO	NO	NO	YES	YES	YES	YES	YES	NO

D37,38	F1,2	F3	F5	F7	Q13, 14	Q15, 16	Q56	R29, 30	R55, 56	R69, 70	R75-78, 197	R89, 90	W2,7	W5,6,11,17,46,54, 61,62,94,173,175	S1,2	CN14-17	CN20, 21	E3	WH3	CP1,2								
YES	4A L 250V	2.5A L 250V	2A L 250V	NO	2SD2389	2SB1559	2SD1893 or 2SD1893	6.8K	62	510	YES	12K	NO	YES	YES	YES	NO	NO	NO	NO	NO	NO	NO	NO	NO	NO	NO	NO

X14-A/2
-WH3

7/7

I

X14-A/2
-WH4

7/7

J



RXD-500/700(M) (6/7)

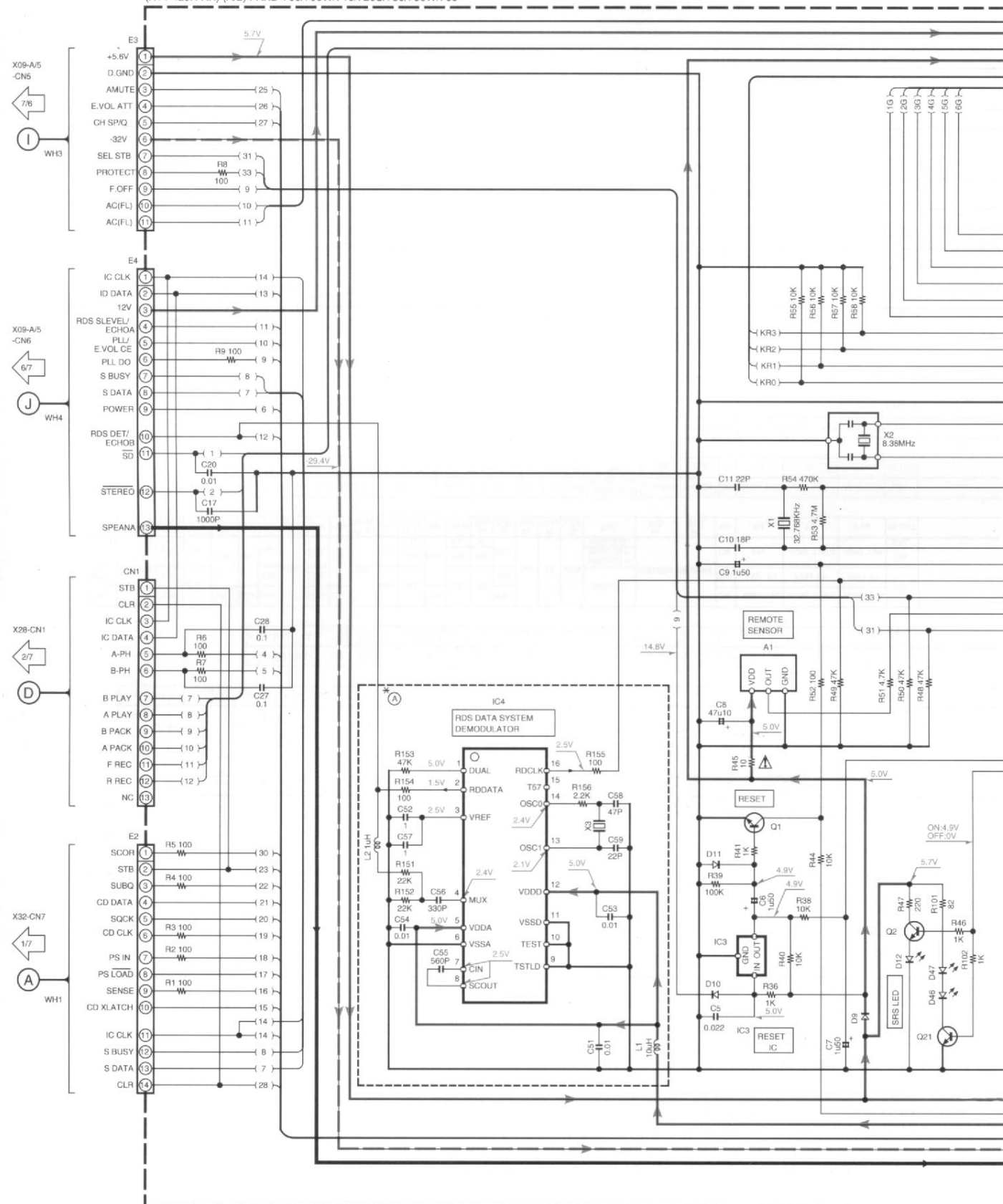
CAUTION: For continued safety, replace safety critical components only with manufacturer's recommended parts (refer to parts list). Δ indicates safety critical components. For continued protection against risk of fire, replace only with same type and rating fuse(s). To reduce the risk of electric shock, leakage-current or resistance measurements shall be carried out (exposed parts are acceptably insulated from the supply circuit) before the appliance is returned to the customer.

The DC voltage is an actual reading measured with a high impedance type volt-meter as the AM/FM signal generator is specified to the conditions as shown in the list below. The measurement value may vary depending on the measuring instruments used or on the product. The value shown in () is actual reading measured in the AM mode.

Y39-2540-21

RXD-500/700

KENWOOD



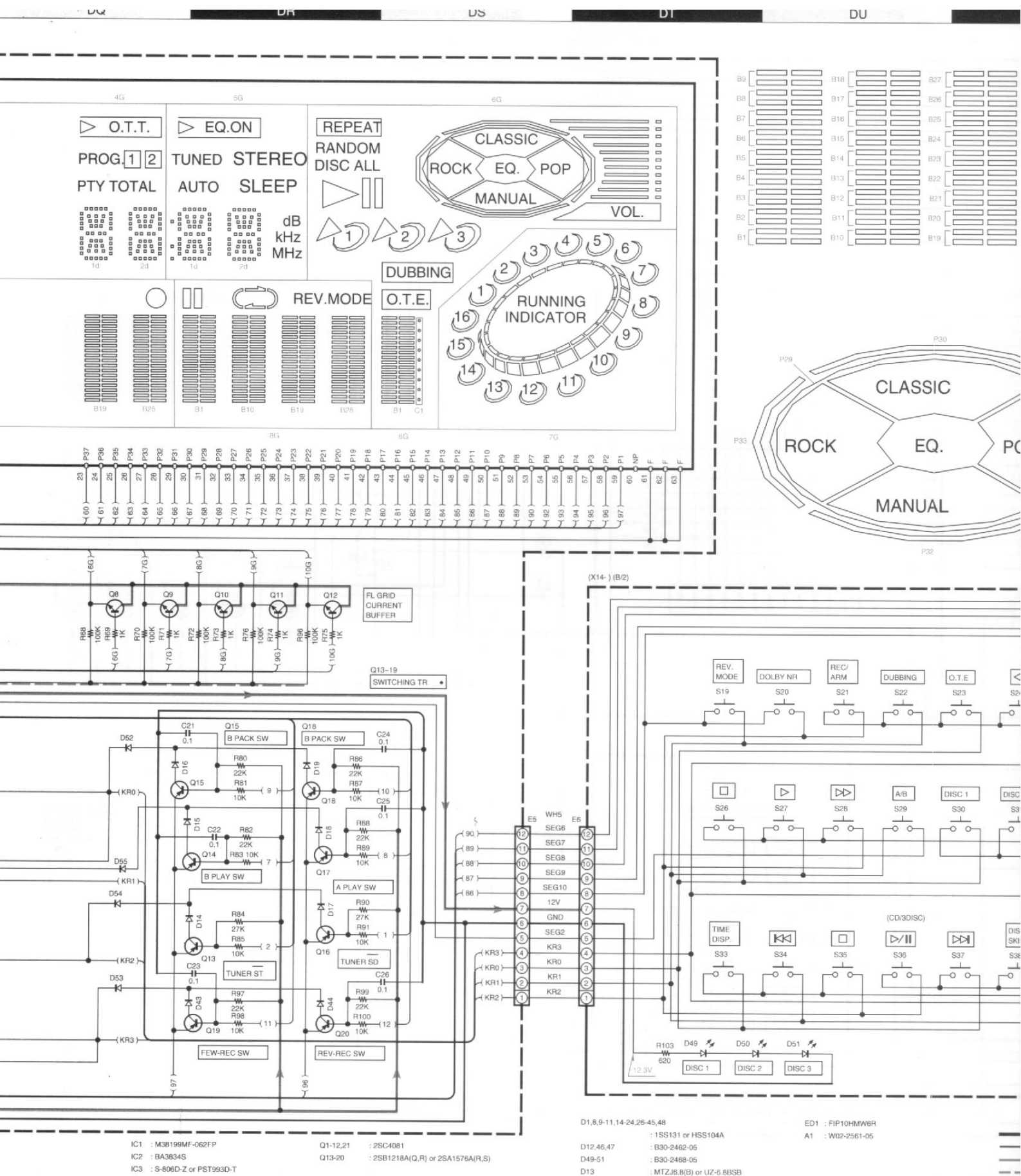
DESTINATION		UNIT No.	Ⓐ	R17	R18	D20,21, 24,45	D22,23	W73
COUNTRY	ABB.							
GENERAL MARKET MALAYSIA	M I	0-21	NO	18K	27K	YES	NO	YES

DESTINATION		UNIT No.	Ⓐ	R17	R18	D20,21, 22,45	D23,24	W73
COUNTRY	ABB.							
RUSSIA	Q	3-81	YES	5.6K	47K	YES	NO	NO

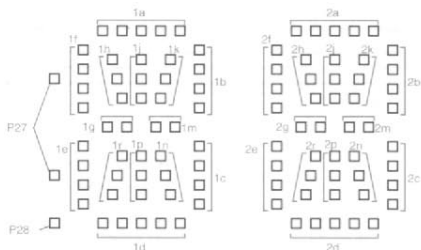

DESTINATION		UNIT No.	(A)	R17	R18	D20	D21	D22	D23,24	D45	W73		
COUNTRY	ABB												
AUSTRALIA	X	0-71	NO	18K	27K	YES	YES	NO	NO	YES	YES		
U.K.	T	0-51	YES	5.6K	47K	NO	NO	YES			NO		
EUROPE	E	2-71				YES					NO		
U.S.A.	K	0-11				NO					NO	NO	YES
CANADA	P												
PK MALAYSIA GENERAL MARKET	Y I M	0-23	NO	18K	27K	YES	YES	YES					

DESTINATION		UNIT No.
COUNTRY	ABB.	
AUSTRALIA	X	0-71
U.K.	T	0-51
EUROPE	E	2-71
U.S.A.	K	0-11
CANADA	P	
MALAYSIA	I	0-23
GENERAL MARKET	M	

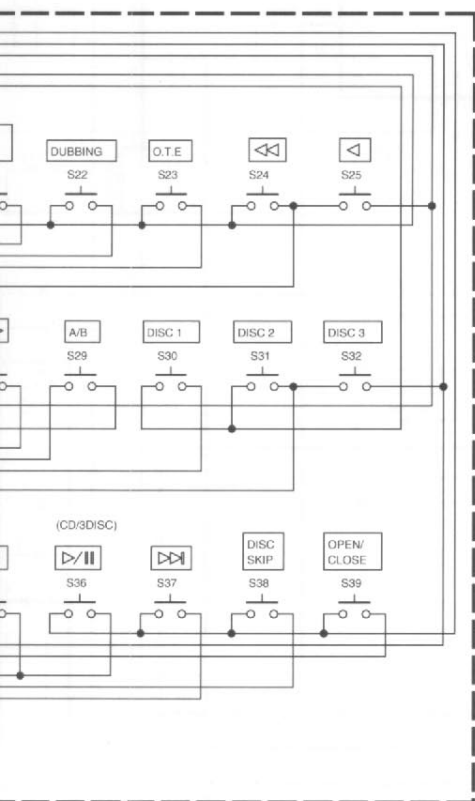
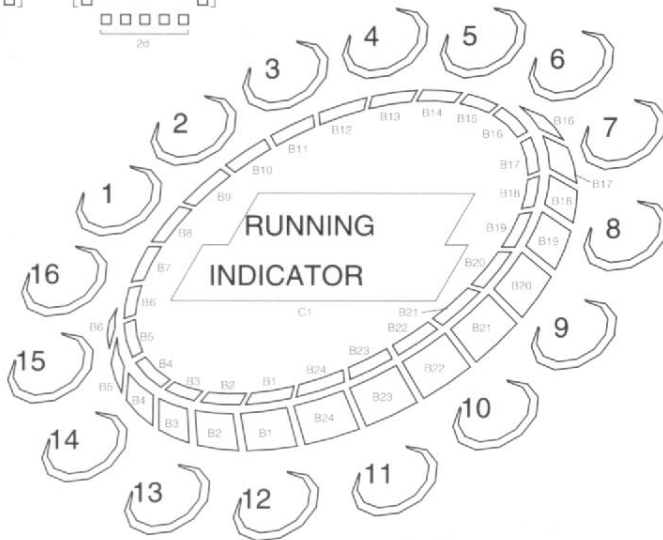
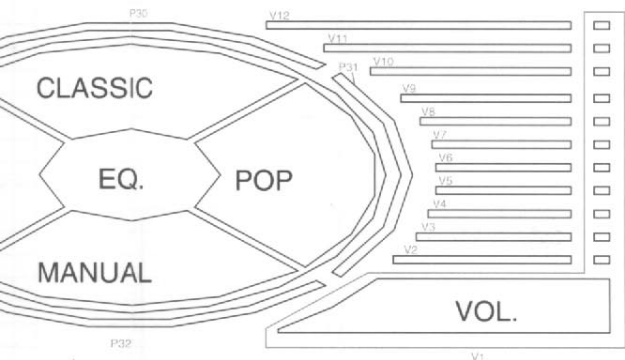




The DC voltage is an actual reading measured with a high impedance type voltmeter with a cassette loaded at playback mode. The measurement value may vary depending on the measuring instruments used or on the product. Bias circuit DC voltage is measured while in the record mode.



CAUTION: For continued safety, replace safety critical components only with manufacturer's recommended parts (refer to parts list). Δ indicates safety critical components. For continued protection against risk of fire, replace only with same type and rating fuse(s). To reduce the risk of electric shock, leakage-current or resistance measurements shall be carried out (exposed parts are acceptably insulated from the supply circuit) before the appliance is returned to the customer.



HMWB
2561-05

— SIGNAL LINE
— GND LINE
— +B LINE
--- -B LINE

	1G	2G	3G	4G	5G	6G	7G	8G	9G	10G
P1	EON	TA	INFO.	TOTAL	SLEEP	B3	B15	B3	B3	B3
P2	R.D.S	TP	NEWS	PTY	AUTO	ALL	B14	B12	B12	B12
P3	INTRO	P.B.C.	MEMORY	2	STEREO	DISC	B13	B21	B21	B21
P4	PGM	EDIT	-	1	TUNED	RANDOM	B12	B30	B30	B30
P5	-	-	-	PLOG	B2	B11	B2	B2	B2	B2
P6	EX.BASS	N.B.	ECHO	O.T.T.	EQ.ON	P32	B10	B11	B11	B11
P7						P33	B20	B20	B20	B20
P8	-	-	-	-	MHz	P30	B29	B29	B29	B29
P9	-	-	-	-	kHz	B1	B1	B1	B1	B1
P10	-	-	-	-	dB	P31	B10	B10	B10	B10
P11	-	-	-	-	-	P29	B19	B19	B19	B19
P12	-	-	-	-	REPEAT	-	B28	B28	B28	B28
P13	1a	1a	1a	1a	1a	C1	B9	-	-	C1
P14	1b	1b	1b	1b	1b	B18	B31	B31	B31	B31
P15	1k	1k	1k	1k	1k	B22	B22	B22	B22	B22
P16	1j	1j	1j	1j	1j	1 2 3	C1	B13	B13	B13
P17	1h	1h	1h	1h	1h	B4	B17	B4	B4	B4
P18	1f	1f	1f	1f	1f	(1)	B32	B32	B32	B32
P19	1g	1g	1g	1g	1g	(2)	B8	B23	B23	B23
P20	1m	1m	1m	1m	1m	(3)	B14	B14	B14	B14
P21	1c	1c	1c	1c	1c	B5	B5	B5	B5	B5
P22	1n	1n	1n	1n	1n	(1)	B18	B33	B33	B33
P23	1r	1r	1r	1r	1r	(2)	B7	B24	B24	B24
P24	1p	1p	1p	1p	1p	(3)	B15	B15	B15	B15
P25	1e	1e	1e	1e	1e	B6	B19	B6	B6	B6
P26	1d	1d	1d	1d	1d	V1	B20	B34	B34	B34
P27	-	-	-	-	-	P27 (.)	V2	B6	B25	B25
P28	-	-	-	-	-	P28 (.)	V3	B5	B16	B16
P29	2a	2a	2a	2a	2a	B7	B7	B7	B7	B7
P30	2b	2b	2b	2b	2b	V4	B4	B35	B35	B35
P31	2k	2k	2k	2k	2k	V5	B21	B26	B26	B26
P32	2j	2j	2j	2j	2j	DUBBING	B3	B17	B17	B17
P33	2h	2h	2h	2h	2h	B8	B2	B8	B8	B8
P34	2f	2f	2f	2f	2f	V12	B1	B36	B36	B36
P35	2g	2g	2g	2g	2g	V6	B22	B27	B27	B27
P36	2m	2m	2m	2m	2m	V11	B23	B18	B18	B18
P37	2c	2c	2c	2c	2c	B9	B24	B9	B9	B9
P38	2n	2n	2n	2n	2n	V7	REV.MODE	B	A	A
P39	2r	2r	2r	2r	2r	V8	B	B	A	A
P40	2p	2p	2p	2p	2p	V9	B	B	A	A
P41	2e	2e	2e	2e	2e	V10	B	B	A	A
P42	2d	2d	2d	2d	2d	O.T.E.	B	B	A	A

RXD-500/700(M) (7/7)

ack mode. The measurement
while in the record mode.

Y39-2540-21

RXD-500/700
KENWOOD