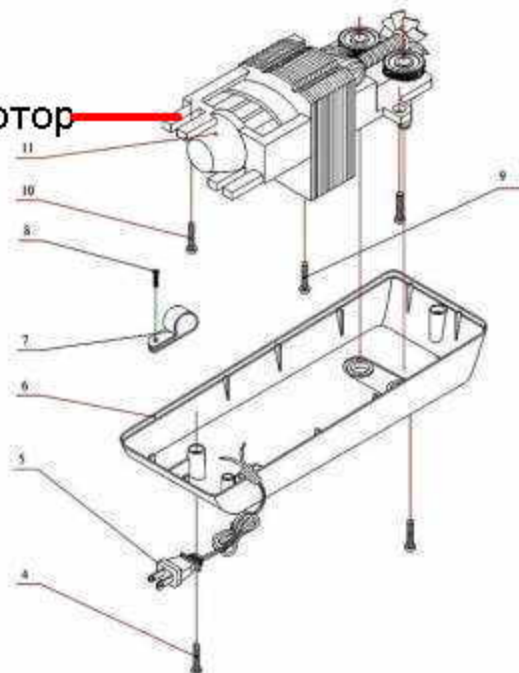


BINATONE

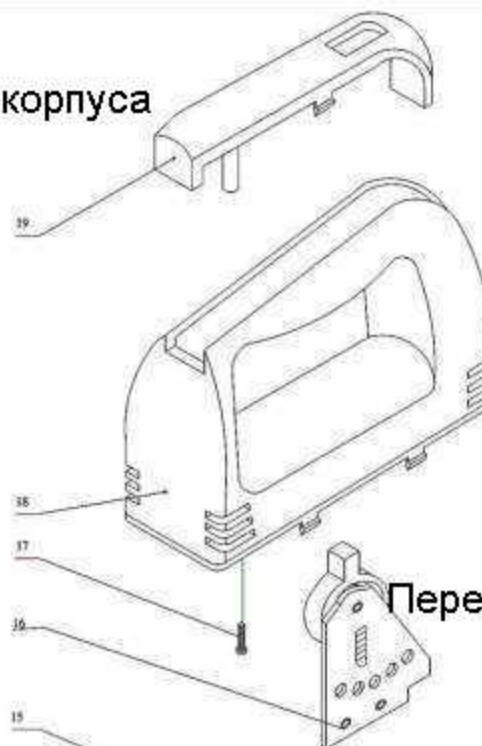
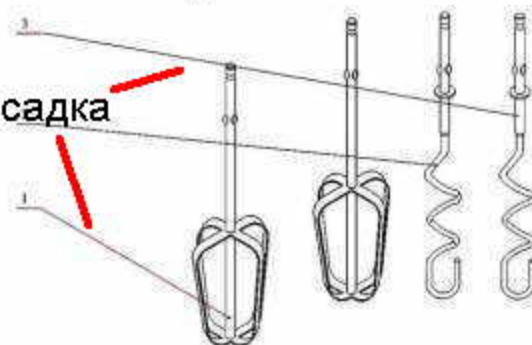
Верх корпуса

Model HM-301

Мотор




Насадка



Корпус

Переключатель

Кнопка



19	GRIP COVER	ABS	1
18	ENCLOSURE	ABS	1
17	SELF-TAPPING SCREW	WCS #10L	2
16	SWITCH ASS'Y	100-5A	1
15	RESET	2070-40-2.07	2
14	PUSH BAR	ABS	1
13	SPRING	WCS705	1
12	WASHER	WCS #WCS710-01	1
11	MOTOR ASS'Y	BL5520	1
10	SELF-TAPPING SCREW	WCS #10L	1
9	SELF-TAPPING SCREW	WCS #10L	2
8	SELF-TAPPING SCREW	WCS #10L	1
7	BEARING	5012N	1
6	WORM GEAR/GEAR	ABS	1
5	POWER CORD		1
4	SELF-TAPPING SCREW	WCS #10L	2
3	RIGHT DOOR HOOK		1
2	LEFT DOOR HOOK		1
1	DOCTOR	C/S Rating: 100W	2
NO			

AIRLAX ELECTRICAL CO., LTD.		MODEL NO. : HA-3300	POWER:
DESIGN: Exploded Drawing		SCALE:	
DRAWN BY:	DESIGNER:	PHOTO: 1/20V	DATE: NO.1
CHECKED BY:	REVIEWER:	MATERIAL:	DRAFT NO. : 3100001A